

MAYBANK BLUEWATERZ TOTAL RETURN MYR

All data as at 2024-11-30
Asset Codes: MYU0100A1706

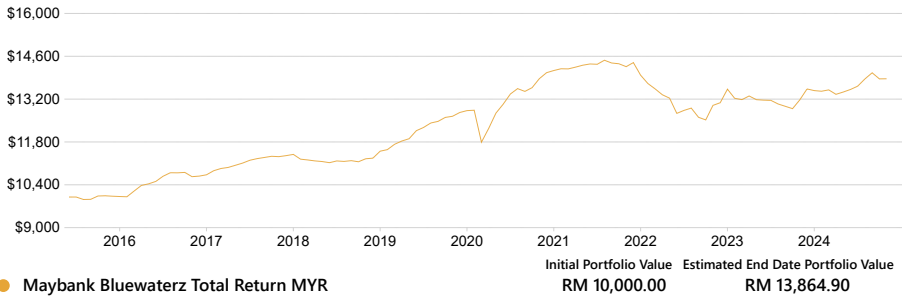


Asset Management

INVESTMENT OBJECTIVE AND STRATEGY

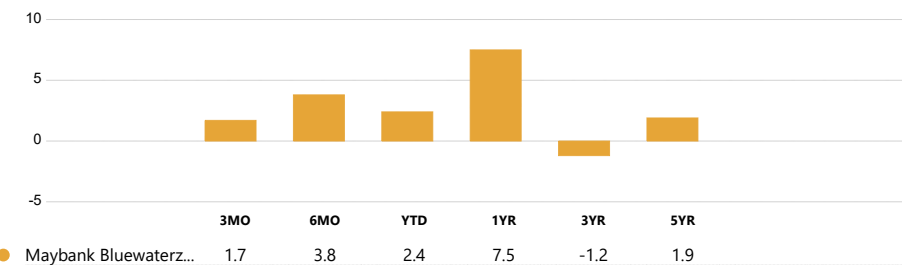
The Fund aims to achieve long-term consistent positive returns by investing in the Maybank BlueWaterz Total Return Bond Fund (Target Fund). The Fund will invest between 80% - 98% of its NAV in the Class A participating shares of the Target Fund which is denominated in United States Dollar (USD). The Fund will also invest between 2% - 20% of its NAV in liquid assets.

GROWTH OF \$10,000 INVESTMENT



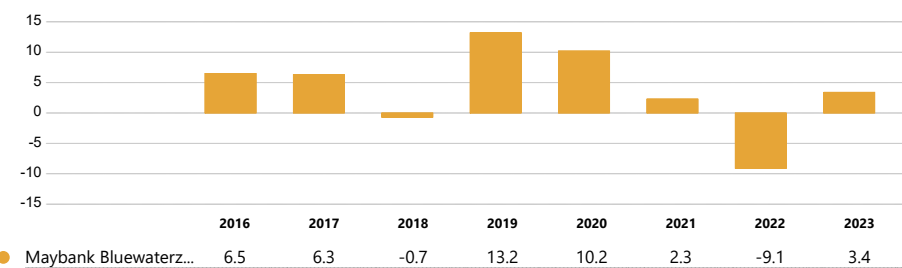
● Maybank Bluewaterz Total Return MYR

ANNUAL COMPOUND RETURNS



● Maybank Bluewaterz...

CALENDAR YEAR RETURNS



● Maybank Bluewaterz...

ASSET ALLOCATION (%)

Maybank BlueWaterz Total Return Bond A	98.04
Cash and Cash Equivalents	1.96

(TARGET FUND) TOP 10 HOLDINGS (%)

USD Cash	7.35
Singapore, Republic of (Government) 3.25% 01-JUN-2054	4.14
Fukoku Mutual Life Insurance Co 6.8%	3.55
Network I2i Ltd 5.65%	2.90
Macquarie Bank Ltd (London Branch) 6.125% 20-JUN-2049	2.77
SPIC Preferred Company No.4 Ltd. 4.95%	2.40
Meiji Yasuda Life Insurance Co 5.8% 11-SEP-2054	2.29
Sumitomo Mitsui Financial Group Inc 6.6%	2.28
BP Capital Markets PLC 6.45%	2.08
SAIB Tier 1 Sukuk Limited 6.375%	2.03

FUND DETAILS

Asset Type	Bond
Lipper Classification	Absolute Return Bond LC
Inception Date	2015-07-24
Feeder Fund Base Currency	Malaysian Ringgit
Total Net Asset Value Base Currency (All Share Classes)	RM 269,526,408.16
Share Class Currency	Malaysian Ringgit
Share Class Size	RM 257,125,080.75
Target Fund Base Currency	US Dollar
Target Fund Total Net Asset Value Base Currency (All Share Classes)	\$99,895,800.00
NAV (All data as at 2024-11-30)	RM 0.93
Net Expense Ratio (All data as at 2023-12-31)	0.02%
Minimum Initial Investment	RM 20,000.00
ISIN	MYU0100A1706
Bloomberg Ticker	MBWZTRF MK

LIPPER LEADERS (OVERALL)*



Highest = 5 • 4 • 3 • 2 • 1 = Lowest

* Lipper Leaders (Overall) - All Ratings as of 2024-11-29 - Ratings for Total Return reflect funds' historical total return performance relative to peers. Ratings for Consistent Return reflect funds' historical risk-adjusted returns relative to peers. Lipper ratings for Preservation are relative, rather than absolute. Ratings for Tax Efficiency reflect funds' historical ability to postpone taxable distributions. Ratings for Expense reflect funds' expense minimization relative to peers. Lipper Leader ratings DO NOT take into account the effects of sales charges. Ratings are based on an equal-weighted average of percentile ranks for each measure over 3-, 5-, and 10-year periods (if applicable). For more information please see the Disclaimer Page.

FUND MANAGEMENT

Fund Management Company

Name	Maybank Asset Management Sdn Bhd
Address	Level 12, Tower C, Dataran Maybank 1 Jalan Maarof KUALA LUMPUR 59000
Telephone	+603-22977888
Website	https://www.maybank-am.com.my/

Advisor Information

Investment Advisor	N/A
External Investment Manager	N/A

DISCLAIMER: This document contains key information you should know about Maybank Bluewaterz Total Return MYR. You can find more details in the fund's prospectus/information memorandum on our website <https://www.maybank-am.com.my>. Before you invest in any fund, consider how the fund would work with your other investments and your tolerance for risk.

MAYBANK BLUEWATERZ TOTAL RETURN MYR

All data as at 2024-11-30



Asset Management

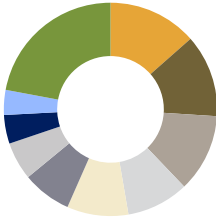
INCOME DISTRIBUTION HISTORY

Date	Gross (sen)	Yield (%)	Total yield (%)
2024-09-26	2.65	2.81	5.30
2024-03-26	2.25	2.42	5.30
2023-09-26	1.76	1.92	6.23
2022-03-29	2.70	2.67	2.67
2021-09-28	2.80	2.53	5.18
2020-09-29	2.20	2.02	4.79

(TARGET FUND) CHARACTERISTICS

Average Rating A

(TARGET FUND) GEOGRAPHIC BREAKDOWN (%)



● Japan	13.50
● India	12.52
● United Kingdom	11.85
● Indonesia	9.43
● United States	9.31
● Singapore	7.44
● Unidentified*	5.76
● Hong Kong	4.35
● Australia	3.78
● Other	22.06

* Securities are categorized under the "Unidentified" bucket when their country of incorporation or domicile is not clearly available.

Disclosures

The yield of the distributions are calculated based on the total dividend payout/ex-distribution NAV.

A Volatility Factor (VF) has been provided by Lipper. The VF means there is a possibility for the fund in generating an upside return or downside return around this VF. The Volatility Class (VC) is assigned by Lipper based on quintile ranks of VF for qualified funds. VF is subject to monthly revision and VC will be revised every six months. The fund's portfolio may have changed since this date and there is no guarantee that the fund will continue to have the same VF or VC in the future. Presently, only funds launched in the market for at least 36 months will display the VF and its VC.



Volatility Class	Volatility Banding
Very Low	$0 \leq \text{Volatility Factor} \leq 5.095$
Low	$5.095 < \text{Volatility Factor} \leq 9.145$
Moderate	$9.145 < \text{Volatility Factor} \leq 12.035$
High	$12.035 < \text{Volatility Factor} \leq$
Very High	Volatility Factor more than 16.275

The term "Maybank AM" used herein refers to Maybank Asset Management. This Fund Fact Sheet ("FFS") is for informational purpose only. You should seek your own financial advice from a licensed adviser before investing in this Fund. Maybank AM does not make any representations or warranties of any kind express or implied, about the completeness, accuracy, reliability, suitability or availability with respect to the information contained herein.

Investors are advised to read and understand the contents of the Prospectus/Information Memorandum and the Fund's Product Highlights Sheets ("PHS") before investing. The Prospectus/Information Memorandum and PHS are available at our nearest representative offices and investors have the right to request for a copy of the Prospectus/Information Memorandum and PHS. The Prospectus/Information Memorandum has been registered with the Securities Commission Malaysia who takes no responsibility for its contents.

You should be aware that investments in unit trust funds carry risks. An outline of the risks are contained in the Prospectus/Information Memorandum. Unit prices and income distribution, if any, may rise or fall. Past performance of a fund is not an indicative of future performance. Please consider the fees and charges involved before investing. Units will be issued upon receipt of completed application form accompanying the Prospectus/Information Memorandum and subject to terms and conditions therein.

In no event shall Maybank AM be liable for any loss or damages howsoever arising whether in contract, tort, negligence, strict liability or any other basis, including without limitation, direct or indirect, special, incidental, consequential or punitive damages arising i) from incompleteness, inaccuracy, unreliability, unsuitability or unavailability with respect to this FFS and/or reliance thereon; or ii) from reproduction or use of the information/copyright/trademark contained in the FFS.

SC's approval or authorisation, or the registration, lodgement or submission of the Prospectus/Information Memorandum does not amount to nor indicate that the SC has recommended or endorsed the Fund or the Fund Fact Sheet.

MAYBANK BLUEWATERZ TOTAL RETURN USD

All data as at 2024-11-30
Asset Codes: MYU0100A1714

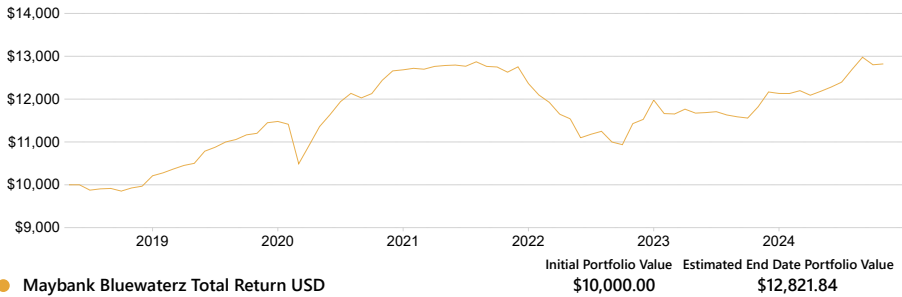


Asset Management

INVESTMENT OBJECTIVE AND STRATEGY

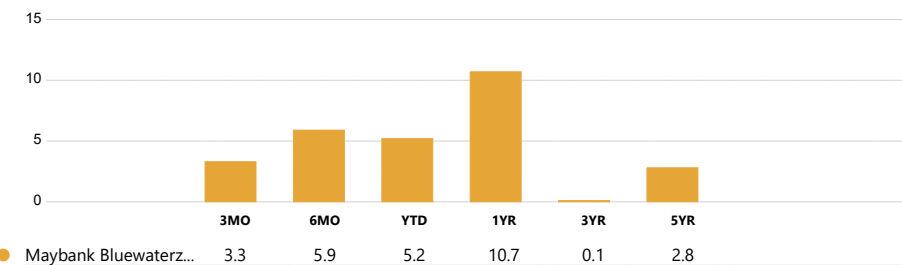
The Fund aims to achieve long-term consistent positive returns by investing in the Maybank BlueWaterz Total Return Bond Fund (Target Fund). The Fund will invest between 80% - 98% of its NAV in the Class A participating shares of the Target Fund which is denominated in United States Dollar (USD). The Fund will also invest between 2% - 20% of its NAV in liquid assets.

GROWTH OF \$10,000 INVESTMENT



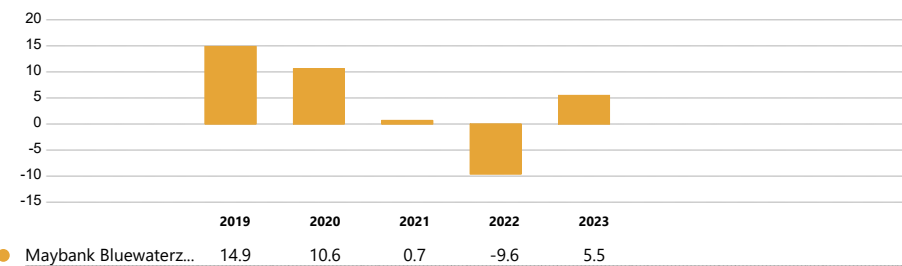
● Maybank Bluewaterz Total Return USD

ANNUAL COMPOUND RETURNS



● Maybank Bluewaterz...

CALENDAR YEAR RETURNS



● Maybank Bluewaterz...

ASSET ALLOCATION (%)

Maybank BlueWaterz Total Return Bond A	98.04
Cash and Cash Equivalents	1.96

(TARGET FUND) TOP 10 HOLDINGS (%)

USD Cash	7.35
Singapore, Republic of (Government) 3.25% 01-JUN-2054	4.14
Fukoku Mutual Life Insurance Co 6.8%	3.55
Network I2i Ltd 5.65%	2.90
Macquarie Bank Ltd (London Branch) 6.125% 20-JUN-2049	2.77
SPIC Preferred Company No.4 Ltd. 4.95%	2.40
Meiji Yasuda Life Insurance Co 5.8% 11-SEP-2054	2.29
Sumitomo Mitsui Financial Group Inc 6.6%	2.28
BP Capital Markets PLC 6.45%	2.08
SAIB Tier 1 Sukuk Limited 6.375%	2.03

FUND DETAILS

Asset Type	Bond
Lipper Classification	Absolute Return Bond LC
Inception Date	2018-06-18
Feeder Fund Base Currency	Malaysian Ringgit
Total Net Asset Value Base Currency (All Share Classes)	RM 269,526,408.16
Share Class Currency	US Dollar
Share Class Size	\$2,789,933.73
Target Fund Base Currency	US Dollar
Target Fund Total Net Asset Value Base Currency (All Share Classes)	\$99,895,800.00
NAV (All data as at 2024-11-30)	\$0.96
Net Expense Ratio (All data as at 2023-12-31)	0.02%
Minimum Initial Investment	\$5,000.00
ISIN	MYU0100A1714
Bloomberg Ticker	MBWTRFU MK

LIPPER LEADERS (OVERALL)*

4

Total Return

1

Consistent Return

2

Preservation

Highest = 5 • 4 • 3 • 2 • 1 = Lowest

* Lipper Leaders (Overall) - All Ratings as of 2024-11-29 - Ratings for Total Return reflect funds' historical total return performance relative to peers. Ratings for Consistent Return reflect funds' historical risk-adjusted returns relative to peers. Lipper ratings for Preservation are relative, rather than absolute. Ratings for Tax Efficiency reflect funds' historical ability to postpone taxable distributions. Ratings for Expense reflect funds' expense minimization relative to peers. Lipper Leader ratings DO NOT take into account the effects of sales charges. Ratings are based on an equal-weighted average of percentile ranks for each measure over 3-, 5-, and 10-year periods (if applicable). For more information please see the Disclaimer Page.

FUND MANAGEMENT

Fund Management Company

Name	Maybank Asset Management Sdn Bhd
Address	Level 12, Tower C, Dataran Maybank 1 Jalan Maarof KUALA LUMPUR 59000
Telephone	+603-22977888
Website	https://www.maybank-am.com.my/

Advisor Information

Investment Advisor	N/A
External Investment Manager	N/A

DISCLAIMER: This document contains key information you should know about Maybank Bluewaterz Total Return USD. You can find more details in the fund's prospectus/information memorandum on our website <https://www.maybank-am.com.my>. Before you invest in any fund, consider how the fund would work with your other investments and your tolerance for risk.

MAYBANK BLUEWATERZ TOTAL RETURN USD

All data as at 2024-11-30



Asset Management

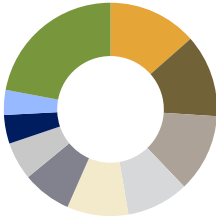
INCOME DISTRIBUTION HISTORY

Date	Gross (sen)	Yield (%)	Total yield (%)
2024-09-26	3.00	3.11	5.58
2024-03-26	2.25	2.40	5.58
2023-09-26	2.85	3.13	6.41
2022-03-29	2.50	2.52	2.52
2021-09-28	2.80	2.55	5.21
2020-09-29	2.20	2.03	4.82

(TARGET FUND) CHARACTERISTICS

Average Rating A

(TARGET FUND) GEOGRAPHIC BREAKDOWN (%)



● Japan	13.50
● India	12.52
● United Kingdom	11.85
● Indonesia	9.43
● United States	9.31
● Singapore	7.44
● Unidentified*	5.76
● Hong Kong	4.35
● Australia	3.78
● Other	22.06

* Securities are categorized under the "Unidentified" bucket when their country of incorporation or domicile is not clearly available.

Disclosures

The yield of the distributions are calculated based on the total dividend payout/ex-distribution NAV.

A Volatility Factor (VF) has been provided by Lipper. The VF means there is a possibility for the fund in generating an upside return or downside return around this VF. The Volatility Class (VC) is assigned by Lipper based on quintile ranks of VF for qualified funds. VF is subject to monthly revision and VC will be revised every six months. The fund's portfolio may have changed since this date and there is no guarantee that the fund will continue to have the same VF or VC in the future. Presently, only funds launched in the market for at least 36 months will display the VF and its VC.



Volatility Class	Volatility Banding
Very Low	$0 \leq \text{Volatility Factor} \leq 5.095$
Low	$5.095 < \text{Volatility Factor} \leq 9.145$
Moderate	$9.145 < \text{Volatility Factor} \leq 12.035$
High	$12.035 < \text{Volatility Factor} \leq$
Very High	Volatility Factor more than 16.275

The term "Maybank AM" used herein refers to Maybank Asset Management. This Fund Fact Sheet ("FFS") is for informational purpose only. You should seek your own financial advice from a licensed adviser before investing in this Fund. Maybank AM does not make any representations or warranties of any kind express or implied, about the completeness, accuracy, reliability, suitability or availability with respect to the information contained herein.

Investors are advised to read and understand the contents of the Prospectus/Information Memorandum and the Fund's Product Highlights Sheets ("PHS") before investing. The Prospectus/Information Memorandum and PHS are available at our nearest representative offices and investors have the right to request for a copy of the Prospectus/Information Memorandum and PHS. The Prospectus/Information Memorandum has been registered with the Securities Commission Malaysia who takes no responsibility for its contents.

You should be aware that investments in unit trust funds carry risks. An outline of the risks are contained in the Prospectus/Information Memorandum. Unit prices and income distribution, if any, may rise or fall. Past performance of a fund is not an indicative of future performance. Please consider the fees and charges involved before investing. Units will be issued upon receipt of completed application form accompanying the Prospectus/Information Memorandum and subject to terms and conditions therein.

In no event shall Maybank AM be liable for any loss or damages howsoever arising whether in contract, tort, negligence, strict liability or any other basis, including without limitation, direct or indirect, special, incidental, consequential or punitive damages arising i) from incompleteness, inaccuracy, unreliability, unsuitability or unavailability with respect to this FFS and/or reliance thereon; or ii) from reproduction or use of the information/copyright/trademark contained in the FFS.

SC's approval or authorisation, or the registration, lodgement or submission of the Prospectus/Information Memorandum does not amount to nor indicate that the SC has recommended or endorsed the Fund or the Fund Fact Sheet.