

Asset Management

Maybank Asset Management Sdn Bhd
199701006283
Level 12 Tower C
Dataran Maybank
No.1 Jalan Maarof
59000 Kuala Lumpur
Telephone +603 2297 7888
Facsimile +603 2715 0071
www.maybank-am.com.my

MAYBANK MALAYSIA INCOME-I FUND

Annual report
For the financial year ended 31 May 2023

CORPORATE INFORMATION

MANAGER

Maybank Asset Management Sdn Bhd (199701006283) (421779-M)
Level 12 Tower C
Dataran Maybank
No.1 Jalan Maarof
59000 Kuala Lumpur, Malaysia
Telephone +603 2297 7888
Facsimile +603 2715 0071
www.maybank-am.com.my

EXTERNAL INVESTMENT MANAGER

Maybank Islamic Asset Management Sdn Bhd (201301012623) (1042461-K)
Level 12 Tower C
Dataran Maybank
No.1 Jalan Maarof
59000 Kuala Lumpur, Malaysia
Telephone +603 2297 7872
Facsimile +603 2297 7898

TRUSTEE

AmanahRaya Trustees Berhad (200701008892) (766894-T)
Tingkat 14, Wisma AmanahRaya
No.2 Jalan Ampang
50508 Kuala Lumpur
Telephone +603 2036 5129/ 5000
Facsimile +603 2072 0321

SHARIAH ADVISER

Maybank Islamic Berhad (200701029411) (787435-M)
Level 15, Tower A, Dataran Maybank
No. 1 Jalan Maarof
59000 Kuala Lumpur
Telephone +603 2297 2001
Facsimile +603 2297 2002

MAYBANK MALAYSIA INCOME-I FUND

CONTENTS	PAGE
Manager's report	1 - 10
Trustee's report	11
Statement by Manager	12
Report of the Shariah Adviser	13
Independent auditors' report	14 - 17
Statement of comprehensive income	18 - 19
Statement of financial position	20 - 21
Statement of changes in net assets attributable to unitholders	22
Statement of cash flows	23
Notes to the financial statements	24 - 53

MAYBANK MALAYSIA INCOME-I FUND

Manager's report

For the financial year ended 31 May 2023

A. Fund Information

1. Name of the Fund

Maybank Malaysia Income-I Fund (the "Fund")

2. Type of Fund

Income

3. Category of Fund

Sukuk

4. Classes of units

Classes of units	Currency denomination	Categories of investors	Distribution policy
A-MYR	MYR/ RM (Ringgit Malaysia)	Retail	Distribution of income
C-MYR	MYR/ RM (Ringgit Malaysia)	Institutional	Distribution of income
C-USD	USD (United States Dollar)	Institutional	Distribution of income

5. Duration of the Fund

The Fund is an open-ended Fund.

6. Launch date/ Commencement date

Share Class	Launch date	Commencement date
Class A-MYR	27 April 2004	18 May 2004
Class C-MYR	21 August 2013	11 September 2013
Class C-USD	17 September 2014	8 October 2014

7. Fund's investment objective

The Fund aims to provide a steady appreciation of the NAV of the Fund with a regular flow of income to the unitholders through investments in Sukuk.

MAYBANK MALAYSIA INCOME-I FUND

Manager's report

For the financial year ended 31 May 2023 (cont'd)

A. Fund Information (cont'd)

8. Fund distribution policy

Income distribution, if any, is declared at the end of the financial period of Classes of the Fund or for any specified period at the Manager's discretion, subject to Trustee's approval.

9. Fund's performance benchmark

Maybank 12-months General Investment Account-Islamic ("GIA-i") tier 1 rate

10. The Fund's asset allocation policy

The Fund will invest a minimum of 70% in Sukuk and Islamic money market instruments, and a minimum of 2% in Islamic liquid assets.

11. Net income distribution for the financial year ended 31 May 2023

The Fund distributed a net income of RM1,752,134 from Class A-MYR and RM1,522,986 from Class C-MYR to unitholders for the financial year ended 31 May 2023. Below is the impact of the distributions to the Fund's NAV:

Entitlement date	Before distribution RM	After distribution RM	Gross/ Net distribution sen	Changes %
Class A-MYR (RM)				
25 August 2022	0.5953	0.5903	0.50	(0.84)
28 November 2022	0.5898	0.5842	0.56	(0.95)
24 February 2023	0.5989	0.5929	0.60	(1.00)
29 May 2023	0.6055	0.5998	0.57	(0.94)
			<u>2.23</u>	
Class C-MYR (RM)				
25 August 2022	0.5063	0.5023	0.40	(0.79)
28 November 2022	0.5018	0.4968	0.50	(1.00)
24 February 2023	0.5096	0.5050	0.46	(0.90)
29 May 2023	0.5157	0.5114	0.43	(0.83)
			<u>1.79</u>	

MAYBANK MALAYSIA INCOME-I FUND

Manager's report

For the financial year ended 31 May 2023 (cont'd)

B. Performance Review

1. Key performance data of the Fund

Category	FY2023	FY2022	FY2021
Portfolio			
Sukuk (%)			
Automobile Manufacturing	6.60	6.85	4.07
Commercial Finance	4.03	1.50	1.94
Financial Services	3.85	1.98	6.93
Industrial	18.77	27.59	24.40
Infrastructure	8.46	7.11	6.51
Plantation and Agriculture	2.63	2.90	2.41
Power Generation	18.00	18.60	17.78
Real Estate	12.53	15.68	17.62
Trading & Services	2.51	2.76	2.30
Transportation & Logistics	2.37	2.45	2.10
Utilities	11.74	7.12	9.42
Cash and other net assets (%)	8.51	5.46	4.52
Total (%)	100.00	100.00	100.00
<u>Class A-MYR</u>			
NAV (RM)	54,296,451	49,913,512	71,121,135
Units in circulation (units)	90,523,002	85,580,502	117,276,799
NAV per unit (RM)	0.5998	0.5832	0.6064
Highest NAV per unit (RM)	0.6049	0.6165	0.6354
Lowest NAV per unit (RM)	0.5811	0.5828	0.6031
Net income distributed (RM)	1,752,134	2,397,072	2,416,721
Distribution dates	25/08/2022	27/08/2021	27/08/2020
	28/11/2022	26/11/2021	24/11/2020
	24/02/2023	24/02/2022	24/02/2021
	29/05/2023	27/05/2022	27/05/2021
Gross/ Net distribution per unit (sen)	2.23	2.51	2.47
Annual return (%) ⁽¹⁾			
- Capital growth (%)	2.85	(3.83)	(2.19)
- Income distribution (%)	3.82	4.27	4.05
Total return (%)	6.78	0.28	1.77
Benchmark (%)	2.42	1.96	2.06
<u>Class C-MYR</u>			
NAV (RM)	46,087,244	39,735,274	39,825,422
Units in circulation (units)	90,120,599	80,107,995	77,079,774
NAV per unit (RM)	0.5114	0.4960	0.5167
Highest NAV per unit (RM)	0.5152	0.5253	0.5413
Lowest NAV per unit (RM)	0.4942	0.4957	0.5137

MAYBANK MALAYSIA INCOME-I FUND

Manager's report

For the financial year ended 31 May 2023 (cont'd)

B. Performance Review (cont'd)

1. Key performance data of the Fund (cont'd)

Category	FY2023	FY2022	FY2021
<u>Class C-MYR (cont'd)</u>			
Net income distributed (RM)	1,522,986	1,738,830	1,583,050
Distribution dates	25/08/2022	27/08/2021	27/08/2020
	28/11/2022	26/11/2021	24/02/2021
	24/02/2023	24/02/2022	27/05/2021
	29/05/2023	27/05/2022	
Gross/ Net distribution per unit (sen)	1.79	2.23	2.10
Annual return (%) ⁽¹⁾			
- Capital growth (%)	3.10	(4.01)	(2.18)
- Income distribution (%)	3.60	4.46	4.04
Total return (%)	6.82	0.27	1.78
Benchmark (%)	2.42	1.96	2.06
<u>Class C-USD</u>			
NAV (RM)	93,034	87,093	86,818
Units in circulation (units)	21,798	21,798	21,359
NAV per unit (USD)	0.9281	0.9263	1.0028
Highest NAV per unit (USD)	0.9888	1.0224	1.0792
Lowest NAV per unit (USD)	0.8527	0.9136	0.9973
Net income distributed (RM)	-	1,760	3,539
Distribution dates	-	26/11/2021	27/08/2020
			24/02/2021
			27/05/2021
Gross/ Net distribution per unit (sen)	-	2.00	4.25
Annual return (%) ⁽¹⁾			
- Capital growth (%)	0.19	(7.63)	2.49
- Income distribution (%)	-	2.06	4.17
Total return (%)	0.19	(5.73)	6.77
Benchmark (%)	(2.84)	(3.95)	7.58
Total Expense Ratio ("TER") (%) ⁽²⁾	0.45	0.45	0.45
Portfolio Turnover Ratio ("PTR") (times) ⁽³⁾	0.26	0.22	0.50

Investors are reminded that past performance of the Fund is not necessarily an indicative of its future performance and that unit prices and investment returns may fluctuate.

MAYBANK MALAYSIA INCOME-I FUND

Manager's report

For the financial year ended 31 May 2023 (cont'd)

B. Performance Review (cont'd)

1. Key performance data of the Fund (cont'd)

Note:

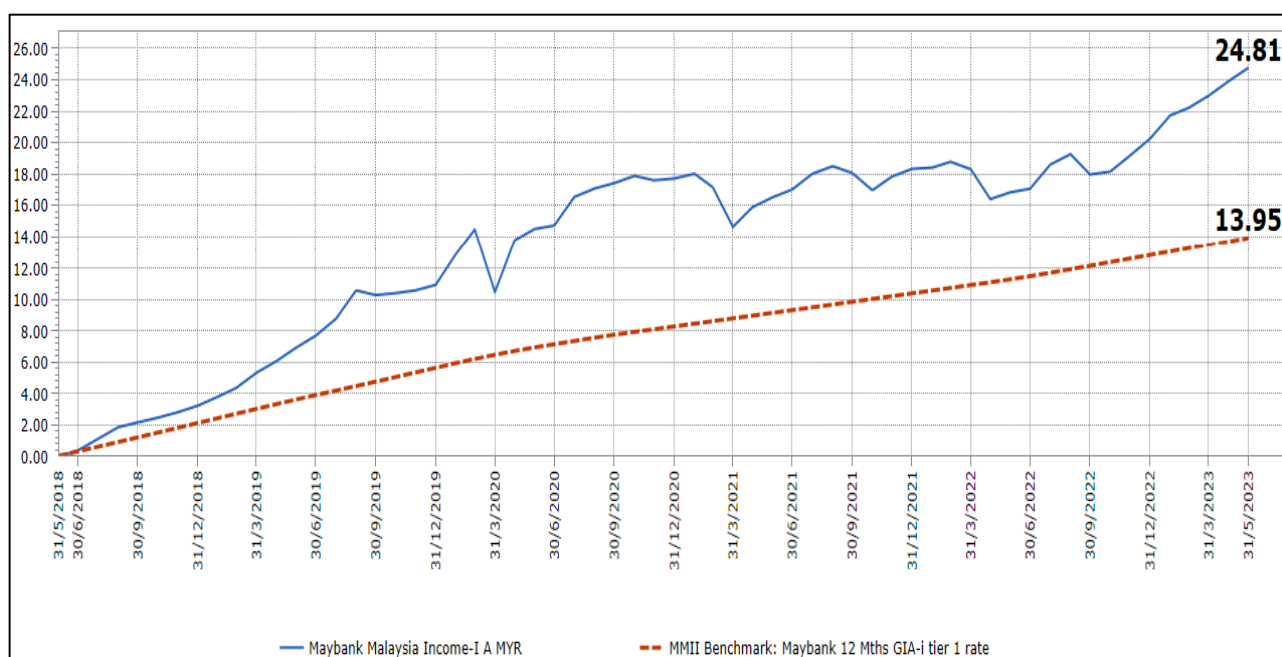
- (1) Actual return of the Fund for the financial year is computed based on daily average NAV per unit, net of Manager's fee and Trustee's fee.
- (2) The Fund's TER remained unchanged at 0.45% due to minimal decrease in expenses in the current financial year under review.
- (3) The Fund's PTR increased to 0.26 times due to increase in trading activities in the current financial year under review.

2. Performance of the Fund

Performance of Class A-MYR of the Fund up to 31 May 2023

Class A-MYR

Category	1 year to 31.05.2023 %	3 years to 31.05.2023 %	5 years to 31.05.2023 %
Capital growth	2.85	(3.26)	(1.19)
Income distribution	3.82	12.63	26.30
Total return of the Fund	6.78	8.96	24.81
Benchmark	2.42	6.58	13.95
Average total return	6.78	2.90	4.53



Source: Lipper as at 31 May 2023

MAYBANK MALAYSIA INCOME-I FUND

Manager's report

For the financial year ended 31 May 2023 (cont'd)

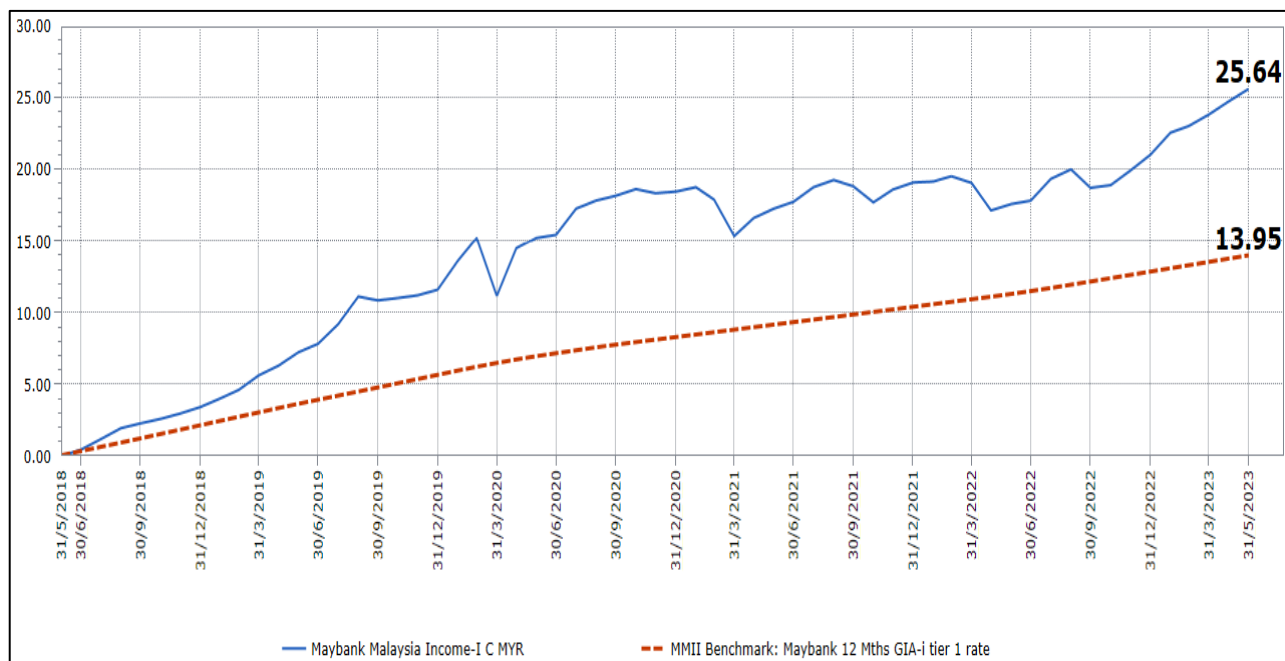
B. Performance Review (cont'd)

2. Performance of the Fund (cont'd)

Performance of Class C-MYR of the Fund up to 31 May 2023

Class C-MYR

Category	1 year to 31.05.2023 %	3 years to 31.05.2023 %	5 years to 31.05.2023 %
Capital growth	3.10	(3.18)	0.27
Income distribution	3.60	12.60	25.30
Total return of the Fund	6.82	9.02	25.64
Benchmark	2.42	6.58	13.95
Average total return	6.82	2.92	4.67



Source: Lipper as at 31 May 2023

MAYBANK MALAYSIA INCOME-I FUND

Manager's report

For the financial year ended 31 May 2023 (cont'd)

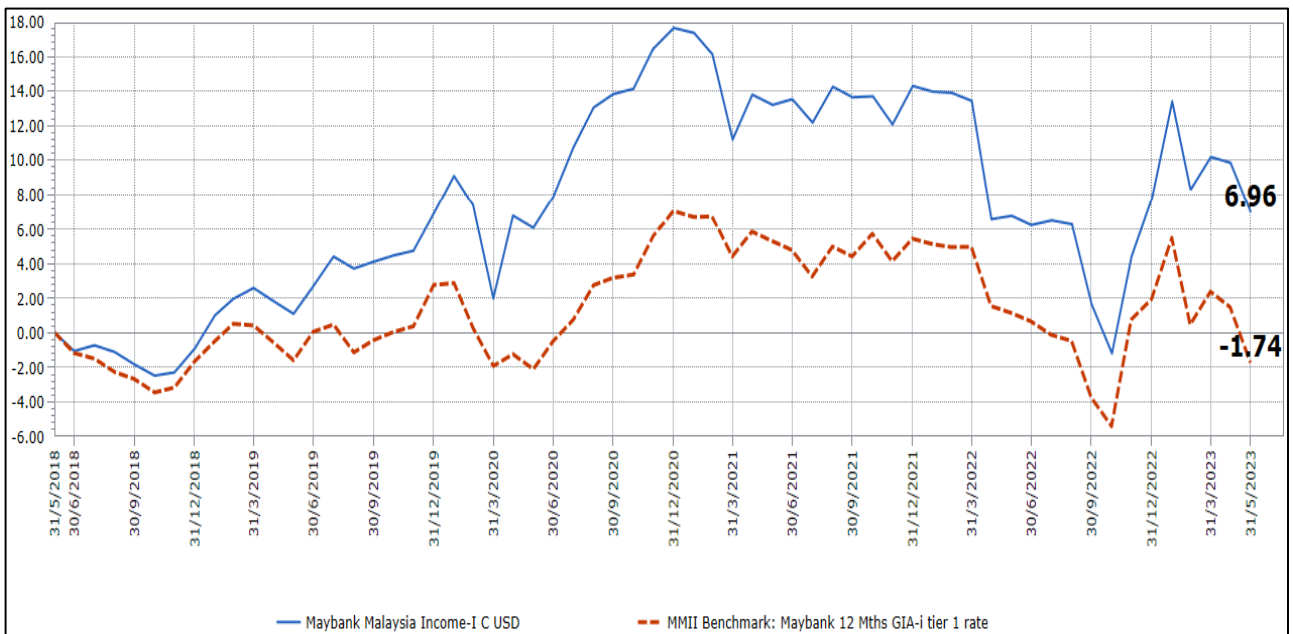
B. Performance Review (cont'd)

2. Performance of the Fund (cont'd)

Performance of Class C-USD of the Fund up to 31 May 2023

Class C-USD

Category	1 year to 31.05.2023 %	3 years to 31.05.2023 %	5 years to 31.05.2023 %
Capital growth	0.19	(5.14)	0.61
Income distribution	-	6.31	6.31
Total return of the Fund	0.19	0.85	6.96
Benchmark	(2.84)	0.39	(1.74)
Average total return	0.19	0.28	1.35



Source: Lipper as at 31 May 2023

Has the Fund achieved its objective?

For the year under review, the Fund registered a total return of 6.78%, 6.82% and 0.19% respectively for Class A-MYR, Class C-MYR and Class C-USD, outperforming its respective benchmarks of 2.42%, 2.42% and -2.84%. The outperformance was due to income derived from the Sukuk held in the Fund during the year under review, as well as improvement in market valuations due to strong rally in local government Sukuks on the back of peaking policy rates and easing inflation expectations for local economy. Optimism on slower economic growth in 2023 and risk of economic recession in developed markets also boosted the performance of local Sukuk market.

As the Fund continued to pay distribution on a consistent basis, the Fund has achieved its investment objective.

MAYBANK MALAYSIA INCOME-I FUND

Manager's report

For the financial year ended 31 May 2023 (cont'd)

B. Performance Review (cont'd)

3. Annual total return of the Fund

Class A-MYR

For the financial year ended	31.05.2023 %	31.05.2022 %	31.05.2021 %	31.05.2020 %	31.05.2019 %
Capital growth	2.85	(3.83)	(2.19)	(2.07)	6.94
Income return	3.82	4.27	4.05	9.37	-
Total return	6.78	0.28	1.77	7.10	6.94
Benchmark	2.42	1.96	2.06	3.20	3.60

Class C-MYR

For the financial year ended	31.05.2023 %	31.05.2022 %	31.05.2021 %	31.05.2020 %	31.05.2019 %
Capital growth	3.10	(4.01)	(2.18)	(3.42)	7.24
Income return	3.60	4.46	4.04	11.28	-
Total return	6.82	0.27	1.78	7.47	7.24
Benchmark	2.42	1.96	2.06	3.20	3.60

Class C-USD

For the financial year ended	31.05.2023 %	31.05.2022 %	31.05.2021 %	31.05.2020 %	31.05.2019 %
Capital growth	0.19	(7.63)	2.49	4.93	1.07
Income return	-	2.06	4.17	-	-
Total return	0.19	(5.73)	6.77	4.93	1.07
Benchmark	(2.84)	(3.95)	7.58	(0.52)	(1.60)

4. Basis of calculation made in calculating the returns:

The performance figures are a comparison of the growth/ decline in NAV after taking into account all the distributions payable (if any) during the stipulated period.

An illustration of the above would be as follows:

Capital return (%)	=	(NAV per unit end / NAV per unit begin) - 1
Income return (%)	=	Gross income distribution per unit / NAV per unit begin
Total return (%)	=	Capital return (%) + Income return (%)

MAYBANK MALAYSIA INCOME-I FUND

Manager's report

For the financial year ended 31 May 2023 (cont'd)

C. Market Review

The year 2022 saw the start of profit rates normalization by countries worldwide in effort to tame inflation. After nearly 2 years of low profit rate following four Overnight Policy Rate (“OPR”) cuts by Bank Negara Malaysia (“BNM”) between January 2020 and July 2020 to a low of 1.75% to ease the impact of Coronavirus disease 2019 (“Covid-19”), BNM commenced its profit rate normalization in May 2020 with a 25 basis points (“bps”) hike followed by 3 more hikes in July 2022, September 2022 and November 2022 to increase OPR to 2.75%. The central bank then surprised the market with its decision to maintain its OPR at 2.75% in its January 2023 meeting citing the need to assess the impact of previous hikes to the economy before deciding if a further adjustment is needed. It went on the pause again in March 2023 before hiking another 25bps in the latest May 2023 meeting to bring the OPR back to pre-covid level of 3.00%. In contrast to BNM's total increase in OPR of 100bps, United States (“US”) Federal Reserve (“Fed”) was more aggressive in its profit rate hike path, having hiked a total of 500bps since March 2022.

The local Sukuk market went through a sell-off in 2022 as market priced in the rate hikes, but sentiment changed as profit rate started showing signs of peaking. The Sukuk market was also on risk off mode due to the US banking and Credit Suisse crisis and contagion concerns that resulted in a change in monetary outlook, as Developing Market (“DM”) recession risk increased and central banks became more dovish in order to manage the economy and liquidity issues. Sukuk yields trended lower over the year under review, with the 10-year Malaysia Government Securities (“MGS”) at a low of 3.642% on 12 May 2023. Sukuk yields saw some volatility in mid-May 2023 due to the US debt ceiling saga which saw US\$MYR breached 4.63 level on safe haven flows, but recovered once a resolution was agreed upon. Over the year under review, the government Sukuks yields curve flattened with yields down between 8-74bps, with the longer tenure outperforming the shorter-ends. Meanwhile, corporate Sukuks underperformed the govies as corporate Sukuk yields fell by a smaller quantum.

D. Market Outlook & Investment Strategy

Following the sharp sell-off of Sukuk market in 2022, local Sukuk yields and valuation have become more attractive as compared to the rock-bottom yield levels during the Covid-19 pandemic. As OPR is looking to peak in the 1H 2023 and rising global growth headwinds, Sukuks have become a lot more attractive at current levels. Domestically, growth and inflation are likely to ease off in 2023, providing the much needed breathing space to BNM to pause and to gauge the lagged policy impact. As such, we maintain our positive outlook for Malaysia fixed income market on the back of peaking profit rates and recession risk, as central banks globally shift towards more accommodative monetary policy. This peaking profit rate outlook, as well as anticipation of slower global growth and high probability of US recession, would be ideal for Sukuk yields to fall, and potentially even see rate cut for US Fed Funds Rate. This would bode well for the valuations of the fixed income funds.

MAYBANK MALAYSIA INCOME-I FUND

Manager's report

For the financial year ended 31 May 2023 (cont'd)

D. Market Outlook & Investment Strategy (cont'd)

Given our view that the market has fully priced in OPR hikes and government yields already moved to pre-covid level, strategy wise, we will maintain our neutral to long duration stance as we find current Sukuk yields to be attractive. We continue to overweight corporate Sukuks over sovereign Sukuks to anchor the Fund's income as corporate Sukuks are less volatile and provide higher yields to buffer against potential mark-to-market losses. We prefer strong AA-rated and A-rated papers for yield pickup as while our holdings in AAA and Government Investment Issue ("GIIIs") will be primed for Return on Investment ("ROI") purpose. We will continue to trade opportunistically to realise profits and reinvesting into longer duration and higher yield accretive Sukuk, while also considering new primary issuances with higher yields to increase returns.

E. Significant financial risk of the Fund

The Manager did not enter into any hedging instruments (e.g. forward currency contracts) to hedge the foreign currency exposure of the Fund as disclosed in the Fund's Prospectus dated 1 November 2018.

If the currencies in which the unitholders' contribution are denominated appreciate against the base currency, this will have an adverse effect on the NAV of the Fund in the base currency and vice versa.

The impact of the exchange rate movement between the MYR and the currency of Class C-USD may result in appreciation/ depreciation of the unitholders' investment in the Fund as expressed in MYR.

F. Soft Commissions and Rebates

The Manager and its delegates will not retain any form of soft commissions and rebates from or otherwise share in any commission with any broker in consideration for directing dealings in the investments of the Fund unless the commission received is retained in the form of goods and services such as financial wire services and stock quotations system incidental to investment management of the Fund. All dealings with brokers are executed on best available terms.

During the financial year ended 31 May 2023, the Manager and its delegates did not receive any rebates from the brokers or dealers but have retained soft commissions in the form of goods and services such as research materials and advisory services that assist in decision making process relating to the investment of the Fund (i.e. research materials, data and quotation services, computer hardware and software incidental to the investment management of the Fund and investment advisory services) which were demonstrable benefits to the unitholders.

TRUSTEE'S REPORT

TO THE UNITHOLDERS OF MAYBANK MALAYSIA INCOME-I FUND FOR THE FINANCIAL YEAR ENDED 31 MAY 2023

We, AMANAHRAYA TRUSTEES BERHAD, have acted as Trustee of the Fund for the financial year ended 31 May 2023 and we hereby confirm to the best of our knowledge, after having made all reasonable enquiries, MAYBANK ASSET MANAGEMENT SDN BHD has operated and managed the Fund during the year covered by these financial statements in accordance with the following:

We are also of the opinion that:

1. Limitations imposed on the investment powers of the management company under the deed, securities laws and the Guidelines on Unit Trust Funds;
2. Valuation and pricing is carried out in accordance with the deed; and
3. Any creation and cancellation of units are carried out in accordance with the deed and any regulatory requirement.

We are of the opinion that the distribution of income by the Fund is appropriate and reflects the investment objective of the Fund.

For AMANAHRAYA TRUSTEES BERHAD

ZAINUDIN BIN SUHAIMI

Chief Executive Officer

Kuala Lumpur, Malaysia

7 July 2023

STATEMENT BY MANAGER

**TO THE UNITHOLDERS OF
MAYBANK MALAYSIA INCOME-I FUND
FOR THE FINANCIAL YEAR ENDED 31 MAY 2023**

We, Dr Hasnita Binti Hashim and Ahmed Muzni Bin Mohamed, being two of the Directors of Maybank Asset Management Sdn Bhd (the "Manager") do hereby state that, in the opinion of the Manager, the accompanying financial statements are drawn up in accordance with Malaysian Financial Reporting Standards and International Financial Reporting Standards so as to give a true and fair view of the financial position of Maybank Malaysia Income-I Fund as at 31 May 2023 and of its results, changes in net assets attributable to unitholders and cash flows for the financial year then ended and comply with the requirements of the Deeds.

For and on behalf of the Manager

Dr Hasnita Binti Hashim
Chairman

Ahmed Muzni Bin Mohamed
Director

Kuala Lumpur, Malaysia
17 July 2023

REPORT OF THE SHARIAH ADVISER

TO THE UNITHOLDERS OF MAYBANK MALAYSIA INCOME-I FUND FOR THE FINANCIAL YEAR ENDED 31 MAY 2023

We hereby confirm the following:

1. To the best of our knowledge, after having made all reasonable enquiries, Maybank Asset Management Sdn Bhd (the "Manager") has operated and managed the Fund during the year covered by these financial statements in accordance with the Shariah principles and complied with the applicable guidelines, rulings or decisions issued by the Securities Commission Malaysia pertaining to Shariah matters; and
2. The asset of the Fund comprises instruments that have been classified as Shariah compliant.

For and on behalf of
Maybank Islamic Berhad

Dr Aznan Bin Hasan
Chairman of the Shariah Committee of Maybank Islamic Berhad

Kuala Lumpur, Malaysia
17 July 2023

Independent auditors' report to the Unitholders of Maybank Malaysia Income-I Fund

Report on the audit of the financial statements

Opinion

We have audited the financial statements of Maybank Malaysia Income-I Fund (the "Fund"), which comprise the statement of financial position as at 31 May 2023 of the Fund, and the statement of comprehensive income, statement of changes in net assets attributable to unitholders and statement of cash flows of the Fund for the year then ended, and notes to the financial statements, including a summary of significant accounting policies and other explanatory information, as set out on pages 18 to 53.

In our opinion, the accompanying financial statements give a true and fair view of the financial position of the Fund as at 31 May 2023 and of its financial performance and cash flows for the year then ended in accordance with Malaysian Financial Reporting Standards and International Financial Reporting Standards.

Basis for opinion

We conducted our audit in accordance with approved standards on auditing in Malaysia and International Standards on Auditing. Our responsibilities under those standards are further described in the *Auditors' responsibilities for the audit of the financial statements* section of our report. We believe that the audit evidence we have obtained is sufficient and appropriate to provide a basis for our audit opinion.

Independence and other ethical responsibilities

We are independent of the Fund in accordance with the By-Laws (on Professional Ethics, Conduct and Practice) of the Malaysian Institute of Accountants ("By-Laws") and the International Code of Ethics for Professional Accountants (including International Independence Standards) ("IESBA Code"), and we have fulfilled our other ethical responsibilities in accordance with the By-Laws and the IESBA Code.

Information other than the financial statements and auditors' report thereon

The Manager is responsible for the other information. The other information comprises the information included in the annual report of the Fund, but does not include the financial statements of the Fund and our auditors' report thereon.

Our opinion on the financial statements of the Fund does not cover the other information and we do not express any form of assurance conclusion thereon.

Independent auditors' report to the Unitholders of Maybank Malaysia Income-I Fund

Information other than the financial statements and auditors' report thereon (cont'd)

In connection with our audit of the financial statements of the Fund, our responsibility is to read the other information and, in doing so, consider whether the other information is materially inconsistent with the financial statements of the Fund or our knowledge obtained in the audit or otherwise appears to be materially misstated.

If, based on the work we have performed, we conclude that there is a material misstatement of this other information, we are required to report that fact. We have nothing to report in this regard.

Responsibilities of the Manager and Trustee for the financial statements

The Manager is responsible for the preparation of financial statements of the Fund that give a true and fair view in accordance with Malaysian Financial Reporting Standards and International Financial Reporting Standards. The Manager is also responsible for such internal control as the Manager determines is necessary to enable the preparation of financial statements of the Fund that are free from material misstatement, whether due to fraud or error.

In preparing the financial statements of the Fund, the Manager is responsible for assessing the Fund's ability to continue as a going concern, disclosing, as applicable, matters related to going concern and using the going concern basis of accounting unless the Manager either intends to liquidate the Fund or to cease operations, or have no realistic alternative but to do so.

The Trustee is responsible for overseeing the Fund's financial reporting process. The Trustee is also responsible for ensuring that the Manager maintains proper accounting and other records as are necessary to enable true and fair presentation of these financial statements.

Auditors' responsibilities for the audit of the financial statements

Our objectives are to obtain reasonable assurance about whether the financial statements of the Fund as a whole are free from material misstatement, whether due to fraud or error, and to issue an auditors' report that includes our opinion. Reasonable assurance is a high level of assurance, but is not a guarantee that an audit conducted in accordance with approved standards on auditing in Malaysia and International Standards on Auditing will always detect a material misstatement when it exists. Misstatements can arise from fraud or error and are considered material if, individually or in the aggregate, they could reasonably be expected to influence the economic decisions of users taken on the basis of these financial statements.

Independent auditors' report to the Unitholders of Maybank Malaysia Income-I Fund

Auditors' responsibilities for the audit of the financial statements (cont'd)

As part of an audit in accordance with approved standards on auditing in Malaysia and International Standards on Auditing, we exercise professional judgement and maintain professional skepticism throughout the audit. We also:

- Identify and assess the risks of material misstatement of the financial statements of the Fund, whether due to fraud or error, design and perform audit procedures responsive to those risks, and obtain audit evidence that is sufficient and appropriate to provide a basis for our opinion. The risk of not detecting a material misstatement resulting from fraud is higher than for one resulting from error, as fraud may involve collusion, forgery, intentional omissions, misrepresentations, or the override of internal control.
- Obtain an understanding of internal control relevant to the audit in order to design audit procedures that are appropriate in the circumstances, but not for the purpose of expressing an opinion on the effectiveness of the Fund's internal control.
- Evaluate the appropriateness of accounting policies used and the reasonableness of accounting estimates and related disclosures made by the Manager.
- Conclude on the appropriateness of the Manager's use of the going concern basis of accounting and, based on the audit evidence obtained, whether a material uncertainty exists related to events or conditions that may cast significant doubt on the Fund's ability to continue as a going concern. If we conclude that a material uncertainty exists, we are required to draw attention in our auditors' report to the related disclosures in the financial statements of the Fund or, if such disclosures are inadequate, to modify our opinion. Our conclusions are based on the audit evidence obtained up to the date of our auditors' report. However, future events or conditions may cause the Fund to cease to continue as a going concern.
- Evaluate the overall presentation, structure and content of the financial statements of the Fund, including the disclosures, and whether the financial statements of the Fund represent the underlying transactions and events in a manner that achieves fair presentation.

We communicate with the Manager regarding, among other matters, the planned scope and timing of the audit and significant audit findings, including any significant deficiencies in internal control that we identify during our audit.

**Independent auditors' report to the Unitholders of
Maybank Malaysia Income-I Fund**

Other matters

This report is made solely to the unitholders of the Fund, as a body, in accordance with the Guidelines on Unit Trust Funds issued by the Securities Commission Malaysia and for no other purpose. We do not assume responsibility to any other person for the content of this report.

Ernst & Young PLT
202006000003 (LLP0022760-LCA) & AF 0039
Chartered Accountants

Yeo Beng Yean
03013/10/2024 J
Chartered Accountant

Kuala Lumpur, Malaysia
17 July 2023

MAYBANK MALAYSIA INCOME-I FUND

STATEMENT OF COMPREHENSIVE INCOME FOR THE FINANCIAL YEAR ENDED 31 MAY 2023

	Note	2023 RM	2022 RM
INVESTMENT INCOME			
Profit income	3	3,899,632	4,899,543
Net gain/ (loss) from financial assets at fair value through profit or loss ("FVTPL"):			
- Realised (loss)/ gain		(15,632)	1,048,682
- Unrealised gain/ (loss)		2,361,189	(5,110,707)
Other income		15,306	-
		<u>6,260,495</u>	<u>837,518</u>
EXPENSES			
Manager's fee	4	311,494	350,021
Trustee's fee	5	62,300	70,014
Auditors' remuneration		10,355	11,900
Tax agent's fee		4,250	1,176
Shariah advisory fee		9,000	9,000
Administrative expenses		2,492	3,637
		<u>399,891</u>	<u>445,748</u>
Net income before distribution and taxation		5,860,604	391,770
Distribution to unitholders			
Class A-MYR	12(a)	(1,752,134)	(2,397,072)
Class C-MYR	12(b)	(1,522,986)	(1,738,830)
Class C-USD	12(c)	-	(1,760)
Net results before taxation		<u>2,585,484</u>	<u>(3,745,892)</u>
Taxation	6	-	-
Net results after distribution and taxation, which is the total comprehensive income/ (loss) for the financial year		<u>2,585,484</u>	<u>(3,745,892)</u>
Net results after distribution and taxation is made up of the following:			
Net realised income		224,295	1,364,815
Net unrealised income/ (loss)		2,361,189	(5,110,707)
		<u>2,585,484</u>	<u>(3,745,892)</u>

The accompanying notes form an integral part of the financial statements.

MAYBANK MALAYSIA INCOME-I FUND

**STATEMENT OF COMPREHENSIVE INCOME
FOR THE FINANCIAL YEAR ENDED 31 MAY 2023 (CONT'D)**

	Note	2023 RM	2022 RM
Distributions for the financial year:	12		
CLASS A-MYR			
Net distribution for the year		<u>1,752,134</u>	<u>2,397,072</u>
Gross/ Net distribution per unit (sen)		<u>2.23</u>	<u>2.51</u>
Distribution dates (ex-date)		<u>Refer to Note 12</u>	<u>Refer to Note 12</u>
CLASS C-MYR			
Net distribution for the year		<u>1,522,986</u>	<u>1,738,830</u>
Gross/ Net distribution per unit (sen)		<u>1.79</u>	<u>2.23</u>
Distribution dates (ex-date)		<u>Refer to Note 12</u>	<u>Refer to Note 12</u>
CLASS C-USD			
Net distribution for the year		<u>-</u>	<u>1,760</u>
Gross/ Net distribution per unit (USD cent)		<u>-</u>	<u>2.00</u>
Distribution dates (ex-date)		<u>Refer to Note 12</u>	<u>Refer to Note 12</u>

The accompanying notes form an integral part of the financial statements.

MAYBANK MALAYSIA INCOME-I FUND

**STATEMENT OF FINANCIAL POSITION
AS AT 31 MAY 2023**

	Note	2023 RM	2022 RM
ASSETS			
Financial assets at FVTPL	7	91,930,171	84,817,903
Shariah-compliant deposits with licensed Islamic financial institutions	8	8,402,663	3,462,000
Amount due from Manager	9	100,010	662,068
Profit income receivables		1,015,597	1,123,011
Cash at bank		100,668	145,296
TOTAL ASSETS		<u>101,549,109</u>	<u>90,210,278</u>
LIABILITIES			
Amount due to Manager	9	132,960	414,851
Amount due to Trustee	10	5,853	5,357
Other payables and accruals		933,567	54,191
TOTAL LIABILITIES (EXCLUDING NET ASSETS ATTRIBUTABLE TO UNITHOLDERS)		<u>1,072,380</u>	<u>474,399</u>
NET ASSET VALUE ("NAV") OF THE FUND TO UNITHOLDERS OF THE FUND		<u>100,476,729</u>	<u>89,735,879</u>
NET ASSETS ATTRIBUTABLE TO UNITHOLDERS ATTRIBUTABLE OF THE FUND COMPRISE:			
Unitholders' contribution	11(a)	98,893,856	90,738,490
Retained earnings/ (Accumulated loss)	11(b) & 11(c)	1,582,873	(1,002,611)
		<u>100,476,729</u>	<u>89,735,879</u>

The accompanying notes form an integral part of the financial statements.

MAYBANK MALAYSIA INCOME-I FUND

**STATEMENT OF FINANCIAL POSITION
AS AT 31 MAY 2023 (CONT'D)**

	Note	2023 RM	2022 RM
NET ASSET VALUE ("NAV")			
- Class A-MYR		54,296,451	49,913,512
- Class C-MYR		46,087,244	39,735,274
- Class C-USD		93,034	87,093
		<u>100,476,729</u>	<u>89,735,879</u>
NUMBER OF UNITS IN CIRCULATION (UNITS)			
	11 (a)		
- Class A-MYR		90,523,002	85,580,502
- Class C-MYR		90,120,599	80,107,995
- Class C-USD		21,798	21,798
		<u>180,665,399</u>	<u>165,710,295</u>
NAV PER UNIT			
- Class A-MYR		<u>RM 0.5998</u>	<u>RM 0.5832</u>
- Class C-MYR		<u>RM 0.5114</u>	<u>RM 0.4960</u>
- Class C-USD		<u>USD 0.9281</u>	<u>USD 0.9263</u>

The accompanying notes form an integral part of the financial statements.

MAYBANK MALAYSIA INCOME-I FUND

**STATEMENT OF CHANGES IN NET ASSETS ATTRIBUTABLE TO UNITHOLDERS OF THE FUND
FOR THE FINANCIAL YEAR ENDED 31 MAY 2023**

	Unitholders' contribution Note 11(a) RM	Retained earnings/ (Accumulated loss) Note 11(b) & Note 11(c) RM	Net assets attributable to unitholders RM
At 1 June 2022	90,738,490	(1,002,611)	89,735,879
Total comprehensive income for the financial year	-	2,585,484	2,585,484
Creation of units	45,217,868	-	45,217,868
Reinvestment of units	3,275,120	-	3,275,120
Cancellation of units	(40,337,622)	-	(40,337,622)
At 31 May 2023	<u>98,893,856</u>	<u>1,582,873</u>	<u>100,476,729</u>
At 1 June 2021	108,290,095	2,743,281	111,033,376
Total comprehensive loss for the financial year	-	(3,745,892)	(3,745,892)
Creation of units	11,263,165	-	11,263,165
Reinvestment of units	4,137,673	-	4,137,673
Cancellation of units	(32,952,443)	-	(32,952,443)
At 31 May 2022	<u>90,738,490</u>	<u>(1,002,611)</u>	<u>89,735,879</u>

The accompanying notes form an integral part of the financial statements.

MAYBANK MALAYSIA INCOME-I FUND**STATEMENT OF CASH FLOWS
FOR THE FINANCIAL YEAR ENDED 31 MAY 2023**

	2023	2022
	RM	RM
CASH FLOW FROM OPERATING AND INVESTING ACTIVITIES		
Net proceeds from sale and redemption of investments	20,997,108	30,928,192
Net purchase of investments	(25,743,301)	(12,990,926)
Profit from Sukuk received	3,859,666	4,311,761
Profit from Islamic deposits received	126,863	78,573
Manager's fee paid	(309,010)	(355,984)
Trustee's fee paid	(61,804)	(71,206)
Payment of other fees and expenses	(33,808)	(49,929)
Net cash (used in)/ generated from operating and investing activities	<u>(1,164,286)</u>	<u>21,850,481</u>
CASH FLOWS FROM FINANCING ACTIVITIES		
Proceeds from creation of units	46,682,318	11,198,945
Payments for cancellation of units	(40,621,997)	(32,709,156)
Net cash generated from/ (used in) financing activities	<u>6,060,321</u>	<u>(21,510,211)</u>
NET CHANGE IN CASH AND CASH EQUIVALENTS	4,896,035	340,270
CASH AND CASH EQUIVALENTS AT BEGINNING OF THE FINANCIAL YEAR	<u>3,607,296</u>	<u>3,267,026</u>
CASH AND CASH EQUIVALENTS AT END OF THE FINANCIAL YEAR	<u><u>8,503,331</u></u>	<u><u>3,607,296</u></u>
CASH AND CASH EQUIVALENTS COMPRISE:		
Cash at bank	100,668	145,296
Shariah-compliant deposits with licensed Islamic financial institutions with maturity less than 3 months (Note 8)	8,402,663	3,462,000
	<u>8,503,331</u>	<u>3,607,296</u>

The accompanying notes form an integral part of the financial statements.

MAYBANK MALAYSIA INCOME-I FUND

NOTES TO THE FINANCIAL STATEMENTS FOR THE FINANCIAL YEAR ENDED 31 MAY 2023

1. THE FUND, THE MANAGER AND THEIR PRINCIPAL ACTIVITIES

Maybank Malaysia Income-I Fund (the "Fund") was constituted pursuant to the executed Deed dated 29 March 2004 between Amanah Mutual Berhad ("AMB") as the Manager and AmanahRaya Trustee Berhad as the Trustee and the Registered Holders of the Fund. The following Supplemental deeds have been issued between AMB and the Trustee:

- First supplemental deed dated 26 May 2005
- Second supplemental deed dated 13 August 2008
- Third supplemental deed dated 14 March 2013
- Fourth supplemental deed dated 27 January 2016
- Fifth supplemental deed dated 12 December 2017

Following the acquisition of AMB by Maybank Asset Management Sdn Bhd ("MAM"), the immediate and ultimate holding company of AMB has been changed to MAM and Malayan Banking Berhad ("MBB") respectively, effective 17 May 2018.

Subsequently, MAM and the Trustee has entered into the Sixth supplemental deed dated 4 September 2018, Seventh supplemental deed dated 20 August 2019 and Eighth supplemental deed dated 12 August 2022. The Deed and Supplemental Deeds are subsequently referred to as 'Deeds'.

The principal activity of the Fund is to invest in a portfolio of investments that are permissible under Shariah principles with the objective of providing a steady appreciation of the NAV of the Fund with a regular flow of income to investors. The investments include Sukuk and short term Islamic money market instruments.

MAM has appointed Maybank Islamic Asset Management Sdn Bhd ("MIAM") as the External Investment Manager for the Fund. MIAM is a wholly-owned subsidiary of Maybank Asset Management Group Berhad and is a holder of Capital Markets Services Licence ("CMSL") to carry out Islamic fund management business pursuant to Section 61 of the Capital Markets and Services Act 2007 ("CMSA").

The roles and responsibilities of MIAM include management of the investment portfolio in accordance with the investment objective, subject to the CMSA and the Guidelines on Unit Trust Funds issued by the Securities Commission of Malaysia ("SC") and any other relevant guidelines issued by the SC as well as the terms and conditions of the investment management agreement between MIAM and MAM.

The Manager of the Fund is MAM, a company incorporated in Malaysia. It is a holder of the Capital Markets Services License with fund management as its regulated activity under the Capital Markets and Services Act 2007 ("CMSA"). The principal place of business of MAM is at Level 12, Tower C Dataran Maybank, No. 1 Jalan Maarof, 59000 Kuala Lumpur, Malaysia. MAM is a subsidiary of Maybank Asset Management Group Berhad ("MAMG"), which in turn is a subsidiary of MBB.

The financial statements were authorised for issue by the Board of Directors of the Manager (the "Directors") in accordance with a resolution of the Directors on 17 July 2023.

MAYBANK MALAYSIA INCOME-I FUND

2. SUMMARY OF SIGNIFICANT ACCOUNTING POLICIES

2.1 Basis of preparation

The financial statements of the Fund have been prepared in accordance with Malaysian Financial Reporting Standards ("MFRS") as issued by the Malaysian Accounting Standards Board ("MASB") and International Financial Reporting Standards ("IFRS") as issued by the International Accounting Standards Board ("IASB"), the Deeds and any regulatory requirements.

The Fund has adopted the MFRS, Amendments to Standards and Interpretations Committee ("IC") which have become effective during the financial year ended 31 May 2023. The adoption of the above did not result in material impact to the financial statements.

The financial statements have been prepared on a historical cost basis except as disclosed in the accounting policies in Note 2.3 to Note 2.15 to the financial statements.

All amounts are stated in Ringgit Malaysia ("RM") except for the NAV per unit for non-MYR classes which are stated in US Dollar ("USD").

2.2 Standards and amendments to standards issued but not yet effective

The following are Standards and Amendments to Standards and Interpretations issued by the MASB, but not yet effective, up to the date of issuance of the Fund's financial statements. The Fund intends to adopt the relevant standards, if applicable, when they become effective.

Description	Effective for annual periods beginning on or after
MFRS 17: <i>Insurance Contracts</i>	1 January 2023
Amendments to MFRS 101: <i>Classification of Liabilities as Current or Non-current</i>	1 January 2023
Amendments to MFRS 101: <i>Disclosure of Accounting Policies</i>	1 January 2023
Amendments to MFRS 108: <i>Definition of Accounting Estimates</i>	1 January 2023
Amendments to MFRS 112: <i>Deferred Tax Related to Assets and Liabilities arising from a Single Transaction</i>	1 January 2023
Amendments to IFRS 16: <i>Lease Liability in a Sale and Leaseback</i>	1 January 2024
Amendments to MFRS 10 and MFRS 128: <i>Sale or Contribution of Assets between an Investor and its Associate or Joint Venture</i>	Deferred

The Fund expects that the adoption of the above standards and amendments to standards will not have any material impact on the financial statements in the period of initial application.

2.3 Financial instruments

Financial assets and financial liabilities are recognised when the Fund becomes a party to the contractual provision of the instrument.

Financial assets and financial liabilities are initially measured at fair value. Transaction costs that are directly attributable to the acquisition or issue of financial assets and financial liabilities (other than financial assets and financial liabilities at fair value through profit or loss) are added to or deducted from the fair value of the financial assets or financial liabilities, as appropriate, on initial recognition. Transaction costs directly attributable to the acquisition of financial assets and financial liabilities at fair value through profit or loss are recognised immediately in profit or loss.

MAYBANK MALAYSIA INCOME-I FUND

2. SUMMARY OF SIGNIFICANT ACCOUNTING POLICIES (CONT'D)

2.4 Financial assets

All regular way purchases or sales of financial assets are recognised and derecognised on a trade date basis. Regular way purchases or sales are purchases or sales of financial assets that require delivery of assets within the time frame established by regulation or convention in the market place.

All recognised financial assets are subsequently measured in their entirety at amortised cost or fair value, depending on the classification of the assets.

(i) Financial assets at amortised cost

The Fund classifies cash and cash equivalents, amount due from Manager and profit income receivables as financial assets at amortised cost.

These assets are subsequently measured using the effective profit rate ("EPR") method and are subject to impairment. The EPR is a method of calculating the amortised cost of the financial assets and of allocating and recognising the profit income in profit or loss over the relevant period.

Unless designated as at fair value through profit or loss ("FVTPL") on initial recognition, debt instruments that meet the following conditions are subsequently measured at amortised cost less impairment loss:

- the assets are held within a business model whose objectives is to hold assets in order to collect contractual cash flows; and
- the contractual terms of the instrument give rise on specified dates to cash flows that are solely payments of principal and profit on the principal amount outstanding.

Debt instruments that do not meet the criteria above are classified as either fair value through other comprehensive income ("FVTOCI") or FVTPL.

These assets are subsequently measured using the EPR method and are subject to impairment. The EPR is a method of calculating the amortised cost of the financial assets and of allocating and recognising the interest income in profit or loss over the relevant period.

(ii) Financial assets at FVTPL

Investments in Sukuk are classified as FVTPL, unless the Fund designates an investment that is not held for trading as FVTOCI on initial recognition.

A financial asset is recognised at FVTPL if:

- it has been acquired principally for the purpose of selling it in the near term;
- on initial recognition it is part of the portfolio of identified financial instruments that the Fund manages together and has evidence of a recent actual pattern of short-term profit-taking; or
- it is a derivative that is not designated and effective as a hedging instruments or a financial guarantee.

Debt instruments that do not meet the amortised cost or FVTOCI criteria are measured at FVTPL. In addition, debt instruments that meet the amortised cost criteria but are designated as at FVTPL are measured at FVTPL. A debt instrument may be designated as at FVTPL upon initial recognition if such designation eliminates or significantly reduces a measurement or recognition inconsistency that would arise from measuring assets or liabilities or recognising the gains and losses on them on different bases.

MAYBANK MALAYSIA INCOME-I FUND

2. SUMMARY OF SIGNIFICANT ACCOUNTING POLICIES (CONT'D)

2.4 Financial assets (cont'd)

(ii) Financial assets at FVTPL (cont'd)

Debt instruments are reclassified from amortised cost to FVTPL when the business model is changed such that the amortised cost criteria are no longer met. Reclassification of debt instruments that are designated as at FVTPL on initial recognition is not allowed.

Financial assets at FVTPL are measured at fair value at the end of each reporting period, with any gains or losses arising on remeasurement recognised in profit or loss.

Profit income on debt instruments as at FVTPL is disclosed separately in the profit or loss.

The carrying cost of Sukuk denominated in RM are revalued on a daily basis based on fair value prices quoted by Bond Pricing Agency ("BPA") registered with the Securities Commission Malaysia ("SC"). Where such quotations are not available or where the Manager is of the view that the price quoted by the BPA for a specific Sukuk differs from the market price by more than 20 basis points, the Manager may use the market price, provided that the Manager:

- records its basis for using a non-BPA price;
- obtain necessary internal approvals to the use of non-BPA price; and
- keeps an audit trail of all decisions and basis for adopting the market yield

Changes in fair value of FVTPL investments are recognised in 'unrealised gain on FVTPL investments' in profit and loss. Accumulated unrealised gains or losses are reclassified to 'realised gain on FVTPL investments' in profit and loss when the associated assets are sold.

(iii) Impairment

Credit losses are recognised based on the Expected Credit Loss ("ECL") model. The Fund recognises loss allowances for ECL on financial instruments that are not measured at FVTPL. The impairment model does not apply to equity investments.

ECL are a probability-weighted estimate of credit losses. It is measured as follows:

- Financial assets that are not credit-impaired at the reporting date:
As the present value of all cash shortfalls (i.e. the difference between the cash flows due to the entity in accordance with the contract and the cash flows that the Fund expects to receive).
- Financial assets that are credit-impaired at the reporting date:
As the difference between the gross carrying amount and the present value of estimated future cash flows.

At each reporting date, the Fund assesses whether financial assets carried at amortised cost are credit-impaired. A financial asset is 'credit-impaired' when one or more events that have a detrimental impact on the estimated future cash flows of the financial asset have occurred.

Evidence that a financial asset is credit-impaired includes the following observable data:

- Significant financial difficulty of the issuer or counterparty;
- Significant downgrade in credit rating of the instrument by a rating agency;
- A breach of contract such as a default or past due event; or
- The disappearance of an active market for a security because of financial difficulties.

MAYBANK MALAYSIA INCOME-I FUND

2. SUMMARY OF SIGNIFICANT ACCOUNTING POLICIES (CONT'D)

2.4 Financial assets (cont'd)

(iii) Impairment (cont'd)

For balances with short-term nature, full impairment will be recognised on uncollected balances after the grace period.

(iv) Derecognition

The Fund derecognises a financial asset only when the contractual rights to the cash flows from the asset expire, or when it transfers the financial asset and substantially all the risks and rewards of ownership of the asset to another entity. If the Fund neither transfers nor retains substantially all the risks and rewards of ownership and continues to control the transferred asset, the Fund recognises its retained profit in the asset and an associated liability for amounts it may have to pay. If the Fund retains substantially all the risks and rewards of ownership of a transferred financial asset, the Fund continues to recognise the financial asset and also recognises a collateralised borrowing for the proceeds received.

On derecognition of financial asset classified as FVTPL, the cumulative unrealised gain or loss previously recognised is transferred to realised gain or loss on disposal in profit or loss.

On derecognition of financial assets at amortised cost, gains and losses are recognised in profit or loss when the asset is derecognised, modified or impaired.

2.5 Financial liabilities

(i) Classification

Financial liabilities are classified according to the substance of the contractual arrangements entered into and the definitions of a financial liability. The Fund classifies amount due to Manager, amount due to Trustee and other payables and accruals as other financial liabilities.

(ii) Recognition and measurement

The Fund's financial liabilities are recognised initially at fair value plus directly attributable transaction costs and subsequently measured at amortised cost using the EPR method.

The EPR is a method of calculating the amortised cost of the financial liability and of allocating and recognising the profit expense in profit or loss over the relevant period.

(iii) Derecognition

The Fund derecognises financial liabilities when, and only when, the Fund's obligations are discharged, cancelled or expire. The difference between the carrying amount of the financial liability derecognised and the consideration paid and payable, including any non-cash assets transferred or liabilities assumed, is recognised in profit or loss.

2.6 Unitholders' contribution

The unitholders' contributions to the Fund are classified as liabilities under MFRS 132 *Financial Instruments: Presentation*.

MAYBANK MALAYSIA INCOME-I FUND

2. SUMMARY OF SIGNIFICANT ACCOUNTING POLICIES (CONT'D)

2.6 Unitholders' contribution (cont'd)

The outstanding units are carried at the redemption amount that is payable at each financial year if unitholder exercises the right to put the unit back to the Fund. Units are created and cancelled at prices based on the Fund's NAV per unit at the time of creation or cancellation. The Fund's NAV per unit is calculated by dividing the net assets attributable to unitholders with the total number of outstanding units.

Distribution equalisation represents the average distributable amount included in the creation and cancellation prices of units. This amount is either refunded to unitholders by way of distribution and/ or adjusted accordingly when units are cancelled.

2.7 Revenue/ Income

Revenue is measured at the fair value of consideration received or receivable.

Profit income from Sukuk includes amortisation of premium and accretion of discount, and is recognised using the EPR method. Profit income from Shariah-compliant deposits with licensed Islamic financial institutions is recognised on the accrual basis using the EPR method.

Realised gain or loss on disposal of Sukuk is measured as the difference between the net disposal proceeds and the carrying amount of the investments, determined on cost adjusted for accretion of discount or amortisation of premium.

Other income is generally recognised when the Fund satisfies a performance obligation by transferring a promised good or service or an asset to a customer. An asset is transferred when (or as) the customer obtains control of that asset.

2.8 Cash and cash equivalents

Cash and cash equivalents comprise cash at bank and Shariah-compliant deposits with licensed Islamic financial institutions with original maturity of three months or less which have an insignificant risk of changes in value.

2.9 Taxation

Current tax assets and liabilities are measured at the amount expected to be recovered from or paid to the tax authorities. The tax rates and tax laws used to compute the amount are those that are enacted or substantively enacted by the reporting date.

Current taxes are recognised in profit or loss, except to the extent that the tax relates to items recognised outside profit or loss, either in other comprehensive income or directly in equity.

Current tax expense is determined according to Malaysian tax laws at the current tax rate based upon the taxable profit earned during the financial year.

In some jurisdictions, investment income is subject to withholding tax deducted at the source of the income. Withholding tax is a generic term used for the amount of withholding tax deducted at the source of the income and is not significant for the Fund. The Fund presents the withholding tax separately from the gross investment income in the statement of comprehensive income.

No deferred tax is recognised as there are no material temporary differences.

MAYBANK MALAYSIA INCOME-I FUND

2. SUMMARY OF SIGNIFICANT ACCOUNTING POLICIES (CONT'D)

2.10 Cleansing/ Purification of profit

The Fund is required to cleanse or purify any income or gains generated by Shariah non-compliant activities or sources, based on the method of purification which has been approved by the Shariah Adviser.

The purification exercise is done by channelling the purification amount to charitable bodies as advised by the Shariah Adviser and this exercise is performed by the Manager when relevant information has been obtained. The calculation of the purification amount must further be endorsed by the Shariah Adviser for verification before the purification is done.

2.11 Fair value measurement

Fair value is the price that would be received to sell an asset or paid to transfer a liability in an orderly transaction between market participants at the measurement date. The fair value measurement is based on the presumption that the transaction to sell or transfer the liability takes place either:

- In the principal market for the asset or liability; or
- In the absence of a principal market, in the most advantageous market for the asset or liability.

The principal or the most advantageous market must be accessible to by the Fund.

The fair value of an asset or a liability is measured using the assumptions that market participants would use when pricing the asset or liability, assuming that market participants act in their economic best interest.

The Fund uses valuation techniques that are appropriate in the circumstances and for which sufficient data are available to measure fair value, maximising the use of relevant observable inputs and minimising the use of unobservable inputs, as disclosed in Note 18 to the financial statements.

All assets for which fair value is measured or disclosed in the financial statements are categorised within the fair value hierarchy, described as follows, based on the lowest level input that is significant to the fair value measurement as a whole:

Level 1: Quoted prices (unadjusted) in active markets for identical assets or liabilities.

Level 2: Valuation techniques for which the lowest level input that is significant to the fair value measurement is directly or indirectly observable.

Level 3: Valuation techniques for which the lowest level input that is significant to the fair value measurement is unobservable.

For assets that are recognised in the financial statements on a recurring basis, the Fund determines whether transfers have occurred between Levels in the hierarchy by re-assessing categorisation (based on the lowest level input that is significant to the fair value measurement as a whole) at the end of each reporting date.

For the purpose of fair value disclosures, the Fund has determined classes of assets and liabilities on the basis of the nature, characteristics and risks of the asset or liability and the level of the fair value hierarchy as explained above.

MAYBANK MALAYSIA INCOME-I FUND

2. SUMMARY OF SIGNIFICANT ACCOUNTING POLICIES (CONT'D)

2.12 Distributions

Any distribution to the Fund's unitholders is accounted for in profit or loss as a deduction in the statement of comprehensive income except where distributions is sourced out of distribution equalisation which is accounted for as a deduction from unitholders' capital. A proposed distribution is recognised as a liability in the financial year in which it is approved. Distribution is either reinvested or paid in cash to the unitholders on the income payment date. Reinvestment of units is based on the NAV per unit on the income payment date, which is also the time of creation.

2.13 Functional and presentation currency

The financial statements of the Fund are measured using the currency of the primary economic environment in which the Fund operates ("the functional currency"). The financial statements are presented in Ringgit Malaysia ("RM"), which is also the Fund's functional currency.

2.14 Segment information

Operating segments are reported in a manner consistent with the internal reporting used by the chief operating decision-maker. The chief operating decision-maker is responsible for the allocating resources and assessing performance of the operating segments.

2.15 Critical accounting estimates and judgments

The preparation of the Fund's financial statements requires the Manager to make judgements, estimates and assumption that affect the reported amounts of revenues, expenses, assets and liabilities and the disclosure of contingent liabilities at the reporting date. However, uncertainty about these assumptions and estimates could result in outcomes that require a material adjustment to the carrying amount of the asset or liability in the future.

No major judgement have been made by the Manager in applying the Fund's accounting policies. There are no key assumptions concerning the future and other key sources of estimation uncertainty at the reporting date, that have a significant risk of causing a material adjustment to the carrying amounts of assets and liabilities.

3. PROFIT INCOME

	2023	2022
	RM	RM
Profit from Sukuk	3,882,151	4,323,417
Profit from Shariah-compliant deposits placed with licensed Islamic financial institutions	127,532	78,599
(Amortisation of premium)/ accretion of discounts, net	(110,051)	497,527
	<u>3,899,632</u>	<u>4,899,543</u>

MAYBANK MALAYSIA INCOME-I FUND

4. MANAGER'S FEE

The Manager's fee is computed daily. The fee is based on 0.35% (2022: 0.35%) per annum ("p.a.") on the NAV of the Fund, before deducting Manager's fee and Trustee's fee for the day.

5. TRUSTEE'S FEE

The Trustee fee is computed based on 0.07% (2022: 0.07%) p.a. of the NAV of the Fund, before deducting Manager's fee and Trustee's fee for the day, subject to a minimum of RM18,000 (2022: RM18,000) p.a., accrued daily in the Fund's base currency, RM. The fee is apportioned to each share class based on the multi-class ratio ("MCR"), and paid monthly to the Trustee.

6. TAXATION

Income tax is calculated at the Malaysian statutory tax rate of 24% (2022: 24%) of the estimated assessable income for the financial year.

The tax charge for the financial year is in relation to the taxable income earned by the Fund after deducting tax allowable expenses. In accordance with Schedule 6 of the Income Tax Act 1967, dividend income and profit income earned by the Fund is exempted from tax. With effect from 1 January 2022, the current income tax exemption on foreign-sourced income ("FSI") received in Malaysia by Malaysian residents has been removed.

Income derived from sources outside Malaysia may be subject to tax in the country from which it is derived. Tax on dividend income from foreign quoted equities is based on the tax regime of the respective countries that the Fund invests in.

A reconciliation of income tax expense applicable to net results before taxation at the statutory income tax rate to income tax expense at the effective income tax rate of the Fund is as follows:

	2023	2022
	RM	RM
Net results before taxation	<u>2,585,484</u>	<u>(3,745,892)</u>
Taxation at Malaysian statutory rate of 24% (2022: 24%)	620,516	(899,014)
Income not subject to tax	(1,506,271)	(1,427,574)
Loss not deductible for tax purposes	3,752	1,226,570
Expenses not deductible for tax purposes	<u>882,003</u>	<u>1,100,018</u>
Tax expense for the financial year	<u>-</u>	<u>-</u>

MAYBANK MALAYSIA INCOME-I FUND

7. FINANCIAL ASSETS AT FVTPL

			2023 RM	2022 RM
Sukuk			91,930,171	84,817,903
2023	Quantity Unit	Aggregate Cost RM	Market Value RM	Percentage of NAV %
Automobile Manufacturing				
DRB-HICOM Bhd				
- 4.85%/ 11.12.2026	1,000,000	1,019,308	996,400	0.99
- 5.57%/ 26.04.2030	400,000	401,321	402,272	0.40
- 5.08%/ 30.08.2030	2,000,000	2,002,298	1,950,140	1.94
- 5.05%/ 06.08.2031	1,380,000	1,384,491	1,330,417	1.32
UMW Holdings Bhd				
- 3.03%/ 05.11.2025	2,000,000	1,999,972	1,957,660	1.95
	<u>6,780,000</u>	<u>6,807,390</u>	<u>6,636,889</u>	<u>6.60</u>
Commercial Finance				
MNRB Holdings Bhd				
- 5.20%/ 22.03.2029	600,000	602,084	603,360	0.60
Infracap Resources Sdn Bhd				
- 4.40%/ 15.04.2031	800,000	800,371	811,288	0.81
Point Zone Malaysia Sdn Bhd				
- 4.50%/ 13.03.2028	2,600,000	2,599,840	2,632,188	2.62
	<u>4,000,000</u>	<u>4,002,295</u>	<u>4,046,836</u>	<u>4.03</u>
Financial Services				
Danum Capital Bhd				
- 4.68%/ 14.02.2034	1,800,000	2,012,215	1,863,882	1.86
RHB Bank Bhd				
- 3.95%/ 25.05.2026	2,000,000	1,999,990	1,999,980	1.99
	<u>3,800,000</u>	<u>4,012,205</u>	<u>3,863,862</u>	<u>3.85</u>

MAYBANK MALAYSIA INCOME-I FUND

7. FINANCIAL ASSETS AT FVTPL (CONT'D)

2023 (cont'd)	Quantity Unit	Aggregate Cost RM	Market Value RM	Percentage of NAV %
Industrial				
Cypark Ref Sdn Bhd - 5.18%/ 29.06.2029	2,100,000	2,126,720	2,118,102	2.11
Gamuda Land Sdn Bhd - 3.75%/ 12.08.2027	1,800,000	1,799,974	1,764,396	1.76
- 4.20%/ 11.10.2027	1,400,000	1,399,939	1,395,310	1.39
MMC Corporation Bhd - 5.95%/ 12.11.2027	3,900,000	4,241,802	4,118,829	4.10
Malaysian Resources Corporation Bhd - 4.25%/ 13.08.2027	1,200,000	1,211,542	1,163,256	1.16
- 4.45%/ 14.08.2027	1,700,000	1,710,266	1,624,248	1.62
- 5.09%/ 18.10.2028	1,200,000	1,202,710	1,198,428	1.19
OSK Rated Bond Sdn Bhd - 4.39%/ 28.04.2028	1,180,000	1,179,959	1,174,501	1.17
Pengerang LNG (Two) Bhd - 2.98%/ 21.10.2030	2,500,000	2,499,957	2,315,000	2.30
SP Setia Bhd - 4.30%/ 23.06.2028	700,000	699,801	699,097	0.70
TG Excellence Bhd - 3.95%/ 27.02.2120	1,300,000	1,299,941	1,271,959	1.27
	<u>18,980,000</u>	<u>19,372,611</u>	<u>18,843,126</u>	<u>18.77</u>
Infrastructure				
Malaysia Airport Holdings Bhd - 3.30%/ 30.12.2026	700,000	699,048	697,480	0.69
- 3.30%/ 05.11.2027	2,000,000	1,999,968	1,941,540	1.93
Pengurusan Air SPV Bhd - 3.30%/ 05.11.2027	3,700,000	3,699,799	3,790,946	3.77
- 1.00%/ 05.02.2036	1,300,000	925,668	874,575	0.87
UDA Holdings Bhd - 5.02%/ 03.05.2028	1,200,000	1,202,554	1,206,336	1.20
	<u>8,900,000</u>	<u>8,527,037</u>	<u>8,510,877</u>	<u>8.46</u>

MAYBANK MALAYSIA INCOME-I FUND

7. FINANCIAL ASSETS AT FVTPL (CONT'D)

2023 (cont'd)	Quantity Unit	Aggregate Cost RM	Market Value RM	Percentage of NAV %
Plantation and Agriculture				
Perbadanan Kemajuan Pertanian Negeri Pahang - 4.11%/ 30.10.2025	2,700,000	2,702,477	2,647,134	2.63
Power Generation				
Jimah East Power Sdn Bhd - 5.77%/ 04.12.2029	5,000,000	5,623,034	5,316,300	5.29
Sarawak Energy Bhd - 3.30%/ 14.06.2030	4,900,000	4,930,567	4,661,272	4.64
Solarpack Suria Sungai Petani Sdn Bhd - 4.82%/ 06.10.2028	1,900,000	1,908,783	1,918,069	1.91
YTL Power International Bhd - 5.05%/ 03.05.2027 - 4.88%/ 22.03.2030	5,020,000 1,000,000	5,148,583 1,002,768	5,162,518 1,026,210	5.14 1.02
	<u>17,820,000</u>	<u>18,613,735</u>	<u>18,084,369</u>	<u>18.00</u>
Real Estate				
Country Garden Real Estate Sdn Bhd - 4.90%/ 04.05.2026	1,700,000	1,699,938	1,638,494	1.63
IJM Land Bhd - 4.73%/ Perpetual - 5.65%/ Perpetual	1,700,000 2,420,000	1,700,505 2,420,456	1,667,020 2,462,398	1.66 2.45
Sime Darby Property Bhd - 3.64%/ 03.12.2030	900,000	899,998	860,949	0.86
Tropicana Corporation Bhd - 5.50%/ 30.06.2023	1,600,000	1,599,924	1,600,192	1.59
UEM Sunrise Bhd - 5.05%/ 15.04.2024 - 4.30%/ 16.02.2026	2,000,000 2,400,000	2,000,760 2,406,597	2,005,660 2,354,736	2.00 2.34
	<u>12,720,000</u>	<u>12,728,178</u>	<u>12,589,449</u>	<u>12.53</u>

MAYBANK MALAYSIA INCOME-I FUND

7. FINANCIAL ASSETS AT FVTPL (CONT'D)

2023 (cont'd)	Quantity Unit	Aggregate Cost RM	Market Value RM	Percentage of NAV %
Trading & Services				
Evyap Sabun Malaysia Sdn Bhd - 4.05%/ 30.12.2025	1,500,000	1,499,959	1,458,465	1.45
Guan Chong Bhd - 3.84%/ 03.12.2027	1,100,000	1,104,514	1,069,849	1.06
	<u>2,600,000</u>	<u>2,604,473</u>	<u>2,528,314</u>	<u>2.51</u>
Transportation & Logistics				
Malaysia Rail Link - 3.58%/ 06.07.2035	<u>2,500,000</u>	<u>2,500,020</u>	<u>2,382,650</u>	<u>2.37</u>
Utilities				
Edra Energy Sdn Bhd - 6.39%/ 05.01.2034	1,000,000	1,203,819	1,129,390	1.12
- 6.43%/ 05.07.2034	3,400,000	3,992,282	3,859,442	3.84
Tenaga Nasional Bhd - 4.58%/ 29.03.2033	3,700,000	3,699,783	3,815,033	3.80
Government of Malaysia - 4.19%/ 07.10.2032	2,900,000	2,958,600	2,992,800	2.98
	<u>11,000,000</u>	<u>11,854,484</u>	<u>11,796,665</u>	<u>11.74</u>
Total Sukuk	<u>91,800,000</u>	<u>93,724,905</u>	<u>91,930,171</u>	<u>91.49</u>
Unrealised loss on Sukuk			<u>(1,794,734)</u>	
2022				
Automobile Manufacturing				
DRB-HICOM Bhd - 4.85%/ 11.12.2026	1,000,000	1,024,283	987,920	1.10
- 5.08%/ 30.08.2030	2,000,000	2,002,572	1,913,880	2.13
- 5.05%/ 06.08.2031	1,380,000	1,384,936	1,309,054	1.46

MAYBANK MALAYSIA INCOME-I FUND

7. FINANCIAL ASSETS AT FVTPL (CONT'D)

2022 (cont'd)	Quantity Unit	Aggregate Cost RM	Market Value RM	Percentage of NAV %
Automobile Manufacturing				
UMW Holdings Bhd - 3.03%/ 05.11.2025	2,000,000	1,999,972	1,935,620	2.16
	<u>6,380,000</u>	<u>6,411,763</u>	<u>6,146,474</u>	<u>6.85</u>
Commercial Finance				
MNRB Holdings Bhd - 5.20%/ 22.03.2029	600,000	615,603	607,974	0.68
Infracap Resources Sdn Bhd - 4.40%/ 15.04.2031	760,000	759,965	737,512	0.82
	<u>1,360,000</u>	<u>1,375,568</u>	<u>1,345,486</u>	<u>1.50</u>
Financial Services				
Danum Capital Bhd - 4.68%/ 14.02.2034	1,800,000	2,028,450	1,774,836	1.98
Industrial				
Ahmad Zaki Resources Bhd - 4.85%/ 26.12.2024	4,980,000	4,980,036	4,966,504	5.53
Cypark Ref Sdn Bhd - 5.18%/ 29.06.2029	2,080,000	2,110,330	2,029,997	2.26
Gamuda Land Sdn Bhd - 3.75%/ 12.08.2027	1,800,000	1,799,983	1,720,530	1.92
- 4.20%/ 11.10.2027	1,400,000	1,399,939	1,363,796	1.52
MMC Corporation Bhd - 5.95%/ 12.11.2027	3,900,000	4,311,163	4,129,398	4.60
- 5.70%/ 24.03.2028	1,330,000	1,361,610	1,391,686	1.55
Malaysian Resources Corporation Bhd - 4.25%/ 13.08.2027	1,200,000	1,214,030	1,139,340	1.27
- 4.45%/ 14.08.2027	1,700,000	1,711,466	1,557,506	1.74
- 5.09%/ 18.10.2028	1,200,000	1,203,149	1,166,844	1.30
OSK Rated Bond Sdn Bhd - 4.39%/ 28.04.2028	1,180,000	1,179,959	1,148,529	1.28

MAYBANK MALAYSIA INCOME-I FUND

7. FINANCIAL ASSETS AT FVTPL (CONT'D)

2022 (cont'd)	Quantity Unit	Aggregate Cost RM	Market Value RM	Percentage of NAV %
Industrial (cont'd)				
Pengerang LNG (Two) Bhd - 2.98%/ 21.10.2030	2,500,000	2,499,957	2,215,725	2.47
SP Setia Bhd - 4.30%/ 23.06.2028	660,000	659,982	639,025	0.71
TG Excellence Bhd - 3.95%/ 27.02.2120	1,300,000	1,299,943	1,292,590	1.44
	<u>25,230,000</u>	<u>25,731,547</u>	<u>24,761,470</u>	<u>27.59</u>
Infrastructure				
Malaysia Airport Holdings Bhd - 3.30%/ 30.12.2026	650,000	649,984	637,468	0.71
- 3.30%/ 05.11.2027	2,000,000	1,999,968	1,891,820	2.11
Pengurusan Air SPV Bhd - 3.30%/ 05.11.2027	3,200,000	3,246,311	3,062,656	3.41
- 1.00%/ 05.02.2036	1,300,000	903,224	787,306	0.88
	<u>7,150,000</u>	<u>6,799,487</u>	<u>6,379,250</u>	<u>7.11</u>
Plantation and Agriculture				
Perbadanan Kemajuan Pertanian Negeri Pahang - 4.11%/ 30.10.2025	2,700,000	2,703,467	2,603,880	2.90
Power Generation				
Jimah East Power Sdn Bhd - 5.77%/ 04.12.2029	5,000,000	5,706,566	5,138,700	5.73
Quantum Solar Park (Semenanjung) Sdn Bhd - 5.16%/ 06.10.2022	2,100,000	2,106,742	2,113,839	2.36
Sarawak Energy Bhd - 3.30%/ 14.06.2030	4,900,000	4,934,389	4,467,330	4.98
YTL Power International Bhd - 5.05%/ 03.05.2027	4,980,000	5,136,787	4,959,034	5.53
	<u>16,980,000</u>	<u>17,884,484</u>	<u>16,678,903</u>	<u>18.60</u>

MAYBANK MALAYSIA INCOME-I FUND

7. FINANCIAL ASSETS AT FVTPL (CONT'D)

2022 (cont'd)	Quantity Unit	Aggregate Cost RM	Market Value RM	Percentage of NAV %
Real Estate				
Country Garden Real Estate Sdn Bhd - 4.90%/ 04.05.2026	1,700,000	1,699,938	1,597,252	1.78
IJM Land Bhd - 5.65%/ 19.03.2026	2,380,000	2,379,804	2,411,535	2.69
- 4.73%/ 17.03.2119	1,700,000	1,700,629	1,640,585	1.83
Sime Darby Property Bhd - 3.64%/ 03.12.2030	900,000	899,998	822,051	0.92
Sunway Treasury Sukuk Sdn Bhd - 3.55%/ 10.09.2024	1,050,000	1,050,846	1,032,003	1.15
Talam Transform Bhd* - 0.00%/ 28.06.2022	535,629	360,033	533,449	0.59
Tropicana Corporation Bhd - 5.50%/ 30.06.2023	1,600,000	1,599,978	1,605,200	1.79
UEM Sunrise Bhd - 4.00%/ 09.06.2023	700,000	700,004	700,840	0.78
- 3.90%/ 21.09.2023	1,400,000	1,401,698	1,397,354	1.56
- 4.30%/ 16.02.2026	2,400,000	2,408,885	2,324,064	2.59
	<u>14,365,629</u>	<u>14,201,813</u>	<u>14,064,333</u>	<u>15.68</u>
Trading & Services				
Evyap Sabun Malaysia Sdn Bhd - 4.05%/ 30.12.2025	1,500,000	1,499,959	1,433,070	1.60
Guan Chong Bhd - 3.84%/ 03.12.2027	1,100,000	1,105,418	1,039,885	1.16
	<u>2,600,000</u>	<u>2,605,377</u>	<u>2,472,955</u>	<u>2.76</u>
Transportation & Logistics				
Malaysia Rail Link - 3.58%/ 06.07.2035	2,500,000	2,500,025	2,201,375	2.45

MAYBANK MALAYSIA INCOME-I FUND

7. FINANCIAL ASSETS AT FVTPL (CONT'D)

2022 (cont'd)	Quantity Unit	Aggregate Cost RM	Market Value RM	Percentage of NAV %
Utilities				
Edra Energy Sdn Bhd				
- 6.39%/ 05.01.2034	1,000,000	1,218,996	1,111,920	1.24
- 6.43%/ 05.07.2034	3,400,000	4,032,870	3,796,814	4.23
Tenaga Nasional Bhd				
- 4.98%/ 27.08.2038	1,480,000	1,479,979	1,480,207	1.65
	<u>5,880,000</u>	<u>6,731,845</u>	<u>6,388,941</u>	<u>7.12</u>
Total sukuk	<u>86,945,629</u>	<u>88,973,826</u>	<u>84,817,903</u>	<u>94.54</u>
Unrealised loss on Sukuk			<u>(4,155,923)</u>	

8. SHARIAH-COMPLIANT DEPOSITS WITH LICENSED ISLAMIC FINANCIAL INSTITUTIONS

	2023 RM	2022 RM
Shariah-compliant deposits with maturity of less than 3 months	<u>8,402,663</u>	<u>3,462,000</u>

The weighted average effective profit rates ("WAEPR") and average maturity of Shariah-compliant deposits with licensed financial institutions as at the reporting date was as follows:

	2023		2022	
	WAEPR % p.a.	Average maturity days	WAEPR % p.a.	Average maturity days
Shariah-compliant deposits with maturity of less than 3 months	<u>2.95</u>	<u>2</u>	<u>1.85</u>	<u>1</u>

9. AMOUNT DUE FROM/ (TO) MANAGER

		2023 RM	2022 RM
Amount due from Manager is in respect of:			
Subscription of units	(i)	<u>100,010</u>	<u>662,068</u>
Amount due to Manager is in respect of:			
Management fee	(ii)	29,266	26,782
Cancellation of units	(iii)	<u>103,694</u>	<u>388,069</u>
		<u>132,960</u>	<u>414,851</u>

MAYBANK MALAYSIA INCOME-I FUND

9. AMOUNT DUE FROM/ (TO) MANAGER (CONT'D)

- (i) The amount represent amount receivable from the Manager for units subscribed.
- (ii) The amount represents amount payable to the Manager arising from the accruals for Manager's fee at the end of the financial year. The normal credit term for Manager's fee is 15 days (2022: 15 days).
- (iii) The amount represents amount payable to the Manager for units cancelled.

10. AMOUNT DUE TO TRUSTEE

The amount due to Trustee relates to the amount payable to the Trustee arising from the accruals for Trustee's fee at the end of the financial year. The normal credit term for Trustee's fee is 15 days (2022: 15 days).

11. NAV ATTRIBUTABLE TO UNITHOLDERS OF THE FUND

	Note	2023 RM	2022 RM
Unitholders' contribution	(a)	98,893,856	90,738,490
Accumulated realised income	(b)	3,379,440	3,155,145
Accumulated unrealised loss	(c)	(1,796,567)	(4,157,756)
		<u>100,476,729</u>	<u>89,735,879</u>

(a) Unitholders' contribution

The units are distributed based on the following classes:

	2023		2022	
	Units	RM	Units	RM
(i) Class A-MYR	90,523,002	51,140,247	85,580,502	48,065,300
(ii) Class C-MYR	90,120,599	47,681,617	80,107,995	42,601,198
(iii) Class C-USD	21,798	71,992	21,798	71,992
	<u>180,665,399</u>	<u>98,893,856</u>	<u>165,710,295</u>	<u>90,738,490</u>

(i) CLASS A-MYR

	2023		2022	
	Units	RM	Units	RM
As at beginning of the financial year	85,580,502	48,065,300	117,276,799	67,154,568
Creation of units	69,358,952	41,605,387	18,643,207	11,263,165
Reinvestment of units	3,708,586	1,752,134	4,003,782	2,397,073
Cancellation of units	(68,125,038)	(40,282,574)	(54,343,286)	(32,749,506)
As at end of the financial year	<u>90,523,002</u>	<u>51,140,247</u>	<u>85,580,502</u>	<u>48,065,300</u>

MAYBANK MALAYSIA INCOME-I FUND

11. NAV ATTRIBUTABLE TO UNITHOLDERS OF THE FUND (CONT'D)

(a) Unitholders' contribution (cont'd)

(ii) CLASS C-MYR

	2023		2022	
	Units	RM	Units	RM
As at beginning of the financial year	80,107,995	42,601,198	77,079,774	41,065,304
Creation of units	7,855,459	3,612,481	-	-
Reinvestment of units	2,265,023	1,522,986	3,419,141	1,738,831
Cancellation of units	(107,878)	(55,048)	(390,920)	(202,937)
As at end of the financial year	<u>90,120,599</u>	<u>47,681,617</u>	<u>80,107,995</u>	<u>42,601,198</u>

(iii) CLASS C-USD

	2023		2022	
	Units	RM	Units	RM
As at beginning of the financial year	21,798	71,992	21,359	70,223
Reinvestment of units	-	-	439	1,769
As at end of the financial year	<u>21,798</u>	<u>71,992</u>	<u>21,798</u>	<u>71,992</u>

As of end of the financial year, the total number and value of units held legally or beneficially by the Manager are as follows:

	2023		2022	
	No. of Units	Valued at NAV	No. of Units	Valued at NAV
Manager				
- Class C-MYR (MYR)	7,993,653	4,087,954	-	-
- Class C-USD (USD)	<u>21,798</u>	<u>20,231</u>	<u>21,798</u>	<u>20,192</u>

The units are held beneficially by the Manager for booking purposes, and are within the prescribed limit allowed by the SC's Guidelines on Unit Trust Funds. Other than the above, there were no units held by the directors or parties related to the Manager.

(b) Accumulated realised income

	2023	2022
	RM	RM
At beginning of the financial year	3,155,145	1,790,330
Net realised income for the financial year	224,295	1,364,815
At end of the financial year	<u>3,379,440</u>	<u>3,155,145</u>

MAYBANK MALAYSIA INCOME-I FUND

11. NAV ATTRIBUTABLE TO UNITHOLDERS OF THE FUND (CONT'D)

(c) Accumulated unrealised loss

	2023 RM	2022 RM
At beginning of the financial year	(4,157,756)	952,951
Net unrealised income/ (loss) for the financial year	2,361,189	(5,110,707)
At end of the financial year	<u>(1,796,567)</u>	<u>(4,157,756)</u>

(d) Classes of shares

(i) Types of classes of units

The Fund issues cancellable units, in three classes of units as detailed below:

Classes of units	Currency	Categories of	Distribution Policy
A-MYR	RM	Retail	Distribution of income
C-MYR	RM	Institutional	Distribution of income
C-USD	USD	Institutional	Accumulation of units

There are different charges and features for each class as follows:

- (a) Initial investments for each class
- (b) Additional minimum investment
- (c) Transfer, switching and conversion charges for each class

(ii) NAV computation

The computation of NAV of the Fund is based on the Fund's functional currency, RM, irrespective of the multiple classes of units (denominated in other currencies). Due to multiple classes in this Fund, the expenses of the Fund are apportioned based on the MCR, which is the size of the respective class relative to the whole Fund. The Fund's NAV per unit of respective classes is calculated by dividing the net assets attributable to members of respective classes with the total number of outstanding units of respective classes.

(iii) Redemption/ Cancellation of units by unitholders

These units are cancellable at the unitholders' option. Cancellable units can be put back to the Fund at any time for cash equal to a proportionate share of the Fund's NAV of respective classes. The outstanding units are carried at the redemption amount that is payable at the date of the statement of financial position if the unitholder exercises the right to put back the unit to the Fund.

There is no restriction on the putting of the units back to the Fund (i.e. redemption), subject to the minimum redemption amount of units of each class and the minimum unit holding for each class. If the unit holdings of a unitholder are, after a redemption request, falls below the minimum unit holdings for the Fund, a request for full redemption is deemed to have been made.

MAYBANK MALAYSIA INCOME-I FUND

12. DISTRIBUTIONS

The sources of distributions to the unitholder in the previous and current financial year are as follows:

(a) CLASS A-MYR

	2023	2022
	RM	RM
Profit income	1,958,740	2,139,171
Net realised (loss)/ gain on sale of investments	(7,852)	457,861
Less: Expenses	(198,754)	(199,960)
Distribution out of realised income	<u>1,752,134</u>	<u>2,397,072</u>

2023		2022	
Distribution dates	Gross/ Net distribution (sen)	Distribution dates	Gross/ Net distribution (sen)
25 August 2022	0.50	26 August 2021	0.61
28 November 2022	0.56	26 November 2021	0.60
24 February 2023	0.60	24 February 2022	0.60
29 May 2023	0.57	27 May 2022	0.70
	<u>2.23</u>		<u>2.51</u>

(b) CLASS C-MYR

	2023	2022
	RM	RM
Profit income	1,703,147	1,550,515
Net realised (loss)/ gain on sale of investments	(6,827)	331,867
Less: Expenses	(173,334)	(143,552)
Distribution out of realised income	<u>1,522,986</u>	<u>1,738,830</u>

2023		2022	
Distribution dates	Gross/ Net distribution (sen)	Distribution dates	Gross/ Net distribution (sen)
25 August 2022	0.40	26 August 2021	0.52
28 November 2022	0.50	26 November 2021	0.51
24 February 2023	0.46	24 February 2022	0.50
29 May 2023	0.43	27 May 2022	0.70
	<u>1.79</u>		<u>2.23</u>

MAYBANK MALAYSIA INCOME-I FUND

12. DISTRIBUTIONS (CONT'D)

(c) CLASS C-USD	2023 RM	2022 RM
Profit income	-	1,558
Net realised gain on sale of investments	-	333
Less: Expenses	-	(131)
Distribution out of realised income	<u>-</u>	<u>1,760</u>
2022 Distribution dates		Gross/ Net distribution (sen)
26 November 2021		<u>2.00</u>

The distributions declared are settled in the form of units and presented as 'reinvestment of units' in Note 11(a) on payment date.

13. SIGNIFICANT RELATED PARTY TRANSACTION AND BALANCES

For the purpose of these financial statements, parties are considered to be related to the Fund or the Manager if the Fund or the Manager has the ability directly or indirectly, to control the party or exercise significant influence over the party in making financial and operating decision, or vice versa, or where the Fund or the Manager and the party are subject to common control or common significant influence. Related parties may be individuals or other entities.

In addition to the related party information disclosed elsewhere in the financial statements, there are no other significant related party transaction and balances of the Fund during the financial year.

(i) <u>Significant related party transaction</u>	2023 RM	2022 RM
Maybank Islamic Berhad ("MIB"):		
Profit income from Shariah-compliant deposits	<u>85,201</u>	<u>44,447</u>
(ii) <u>Significant related party balances</u>		
MIB:		
Shariah-compliant depositist with a licensed Islamic financial institution	1,526,000	3,462,000
Cash at Bank	100,668	145,296
Profit income receivables	121	175
	<u>1,626,789</u>	<u>3,607,471</u>

MAYBANK MALAYSIA INCOME-I FUND

14. TRANSACTIONS WITH BROKERS/ DEALERS/ FINANCIAL INSTITUTIONS

Details of transactions with brokers/ dealers for the current and previous financial year are as follows:

Brokers	2023		2022	
	Value of trade RM	Percent of total trade %	Value of trade RM	Percent of total trade %
RHB Investment Bank Bhd	22,030,038	50.18	23,976,261	63.45
MBB*	18,013,020	41.03	5,749,752	15.22
CIMB Bank Bhd	3,859,544	8.79	700,000	1.85
Affin Hwang Investment Bank Bhd	-	-	4,418,600	11.69
Hong Leong Bank Bhd	-	-	2,944,660	7.79
	<u>43,902,602</u>	<u>100.00</u>	<u>37,789,273</u>	<u>100.00</u>

* MBB is the ultimate holding company of the Manager.

Details of transactions, primarily cash placements with financial institutions including rollovers during the current and previous financial year are as follows:

Financial institutions	2023		2022	
	Value of placements RM	Percentage of total placements %	Value of placements RM	Percentage of total placements %
MIB **	871,702,000	70.56	640,697,691	55.50
Public Islamic Bank Bhd	363,625,962	29.44	513,771,171	44.50
	<u>1,235,327,962</u>	<u>100.00</u>	<u>1,154,468,862</u>	<u>100.00</u>

** MIB is a subsidiary of MBB, the ultimate holding company of the Manager.

15. TOTAL EXPENSE RATIO ("TER")

The TER of the Fund is the ratio of the sum of fees and expenses incurred by the Fund to the average NAV of the Fund calculated on a daily basis. The fees and expenses includes Manager's fee, Trustee's fee, auditors' remuneration, tax agent's fee, Shariah advisory fee and other administrative expenses. For the financial year ended 31 May 2023, the TER of the Fund stood at 0.45% (2022: 0.45%).

16. PORTFOLIO TURNOVER RATIO ("PTR")

The PTR of the Fund is the ratio of average acquisitions and disposals of the Fund for the financial year to the average NAV of the Fund calculated on a daily basis. For the financial year ended 31 May 2023, the PTR of the Fund stood at 0.26 times (2022: 0.22 times).

MAYBANK MALAYSIA INCOME-I FUND

17. SEGMENT INFORMATION

The Portfolio Management Committee (the "PMC") of the Manager, being the chief operating decision-maker of the Manager makes the strategic decisions on resources allocation of the Fund. The decisions are based on an integrated investment strategy to ensure the Fund achieves its targeted return with an acceptable level of risk within the portfolio. The chief operating decision-maker is responsible for the performance of the Fund by investing a minimum of 70% of the Fund's NAV in Sukuk and Shariah-compliant money market instruments, and a minimum of 2% in Shariah-compliant liquid assets.

The remaining balance of the Fund's NAV will be invested in liquid assets. On this basis, the PMC considers the business of the Fund to have a single operating segment located in Malaysia. Asset allocation decisions are based on a single, integrated investments strategy and the Fund's performance is evaluated on an overall basis. The internal reporting of the Fund's assets, liabilities and performance is prepared on a consistent basis with the measurement and recognition principles of MFRS and IFRS.

18. FINANCIAL INSTRUMENTS AND RELATED DISCLOSURES

(a) Classification of financial instruments

The Fund's financial assets and financial liabilities were measured on an ongoing basis at either fair value or at amortised cost based on their respective classifications. The significant accounting policies in Note 2.3 to Note 2.15 to the financial statements describe how the classes of financial instruments are measured and how income and expenses are recognised. The following table analyses the financial assets and liabilities (excluding tax-related matters) of the Fund in the statement of financial position as at the reporting date by the class of financial instrument to which they are assigned, and therefore by the measurement basis.

2023	Financial instruments at FVTPL RM	Financial assets at amortised cost RM	Financial liabilities at amortised cost RM	Total RM
Financial assets				
Financial assets at FVTPL	91,930,171	-	-	91,930,171
Shariah-compliant deposits with licensed Islamic financial institutions	-	8,402,663	-	8,402,663
Amount due from Manager	-	100,010	-	100,010
Profit income receivables	-	1,015,597	-	1,015,597
Cash at bank	-	100,668	-	100,668
Total financial assets	91,930,171	9,618,938	-	101,549,109
Financial liabilities				
Amount due to Manager	-	-	132,960	132,960
Amount due to Trustee	-	-	5,853	5,853
Other payables and accruals	-	-	933,567	933,567
Total financial liabilities	-	-	1,072,380	1,072,380

MAYBANK MALAYSIA INCOME-I FUND

18. FINANCIAL INSTRUMENTS AND RELATED DISCLOSURES (CONT'D)

(a) Classification of financial instruments (cont'd)

2022	Financial instruments at FVTPL RM	Financial assets at amortised cost RM	Financial liabilities at amortised cost RM	Total RM
Financial assets				
Financial assets at FVTPL	84,817,903	-	-	84,817,903
Shariah-compliant deposits with licensed Islamic financial institutions	-	3,462,000	-	3,462,000
Amount due from Manager	-	662,068	-	662,068
Profit income receivables	-	1,123,011	-	1,123,011
Cash at bank	-	145,296	-	145,296
Total financial assets	84,817,903	5,392,375	-	90,210,278
Financial liabilities				
Amount due to Manager	-	-	414,851	414,851
Amount due to Trustee	-	-	5,357	5,357
Other payables and accruals	-	-	54,191	54,191
Total financial liabilities	-	-	474,399	474,399

(b) Financial instruments that are carried at fair value

The fair value of Sukuk are based on the fair value prices quoted by Bond/ Sukuk Pricing Agency Malaysia Sdn Bhd, a bond pricing agency registered with SC as at reporting date.

(c) Fair value hierarchy

The Fund uses the following hierarchy for determining and disclosing the fair value of financial instruments by valuation technique:

- Level 1: Quoted prices (unadjusted) in active markets for identical assets or liabilities.
- Level 2: Inputs other than quoted prices included within Level 1 that are observable for the asset or liability, either directly (i.e. prices) or indirectly (i.e. derived from prices).
- Level 3: Inputs for the asset or liability that are not based on observable market data (unobservable inputs).

The following table analyses within the fair value hierarchy the Fund's financial assets and liabilities measured at fair value:

2023	Level 1 RM	Level 2 RM	Level 3 RM	Total RM
Financial assets at FVTPL	-	91,930,171	-	91,930,171
2022				
Financial assets at FVTPL	-	84,817,903	-	84,817,903

MAYBANK MALAYSIA INCOME-I FUND

18. FINANCIAL INSTRUMENTS AND RELATED DISCLOSURES (CONT'D)

(d) Financial instruments that are not carried at fair value and whose carrying amounts are reasonable approximations of fair value

Financial instruments with maturities of less than one year approximate their carrying values due to the relatively short-term maturity of these instruments.

19. FINANCIAL RISK AND MANAGEMENT OBJECTIVES AND POLICIES

(a) Introduction

The Fund maintains investment portfolios in a variety of listed and unlisted financial instruments as dictated by its Deeds and investment management strategy.

The Fund is exposed to a variety of risks including market risk (which includes profit rate risk and price risk), credit risk and liquidity risk. Whilst these are the most important types of financial risks inherent in each type of financial instruments, the Manager and the Fund would like to highlight that this list does not purport to constitute an exhaustive list of all the risks inherent in an investment in the Fund.

(b) Market Risk

Market risk is the risk that the fair value or future cash flows of Shariah-compliant financial instruments will fluctuate due to changes in market variables such as profit rates, foreign exchange rates and security prices. However, the Fund is not exposed to currency risk as it does not hold Shariah-compliant investments denominated in currencies other than in RM as at the reporting date. The Fund is also not exposed to equity price risk as it does not hold any equity investments as at the reporting date.

(i) Profit rate risk

Sukuk are particularly sensitive to movements in market profit rates. When profit rates rise, the value of fixed income securities will fall and vice versa, thus affecting the NAV of the Fund. The sensitivity to market profit rate changes are normally greater for longer tenured securities when compared to shorter tenured securities.

The table below summarises the sensitivity of the Fund's NAV to movements in prices of Sukuk held by the Fund as a result of movements in market profit rates. The analysis is based on the assumptions that the profit rates increased and decreased by 1% (100 basis points) with all other variables held constant.

	2023		2022	
	Changes in profit rates %	Effects on NAV (Decrease)/ Increase RM	Changes in profit rates %	Effects on NAV (Decrease)/ Increase RM
Sukuk	+1	(4,397,385)	+1	(4,155,104)
	-1	4,721,044	-1	4,479,113

The impact to net results after tax is expected to be the same as the effects on NAV.

The Fund's Shariah-compliant deposit with licensed Islamic financial institutions carries profit rate and is short-term in nature, and therefore is not affected by movements in market profit rate.

MAYBANK MALAYSIA INCOME-I FUND

19. FINANCIAL RISK AND MANAGEMENT OBJECTIVES AND POLICIES (CONT'D)

(c) Credit risk

Credit risk is the risk that the issuer/ counterparty to a financial instrument will default on its contractual obligation resulting in a financial loss to the Fund. The Fund is exposed to the risk of credit-related losses that can occur as a result of an issuer/ counterparty's inability or unwillingness to honour its contractual obligations to make timely repayments of profit, principal and proceeds from realisation of investments. These credit exposures exist within financing relationships and other transactions.

The Manager manages the Fund's credit risk by undertaking credit evaluation and close monitoring of any changes to the issuer/ counterparty's credit profile to minimise such risk. It is the Fund's policy to enter into financial instruments with reputable counterparties. The Manager also closely monitors the creditworthiness of the Fund's other counterparties (e.g. brokers, custodian, banks, etc.) by reviewing their credit ratings and credit profile on a regular basis.

(i) Credit risk exposure

At the reporting date, the Fund's maximum exposure to credit risk is represented by the carrying amount of each class of financial assets recognised in the statement of financial position. None of the Fund's financial assets were past due or impaired as at the reporting date.

(ii) Credit risk concentration

The following table analyses the Fund's investments in financial assets at FVTPL, cash at bank, Shariah-compliant deposits with licensed Islamic financial institutions, profit income receivables on Sukuk and profit income receivable on Shariah-compliant deposits with licensed Islamic financial institutions by rating categories. The ratings for the Fund's investments in Sukuk and profit income receivables on Sukuk were obtained from RAM and MARC while the ratings for cash at bank, Shariah-compliant deposit with licensed Islamic financial institutions and profit income receivables on Shariah-compliant deposit with licensed Islamic financial institutions were obtained from RAM's official website.

Financial Assets	2023		2022	
	RM	Percentage of NAV %	RM	Percentage of NAV %
AAA	29,478,656	29.34	20,410,188	22.74
AA1	8,188,708	8.15	4,959,034	5.53
AA+	860,949	0.86	822,051	0.92
AA2	1,957,660	1.95	1,935,620	2.16
AA	1,918,069	1.91	1,039,885	1.16
AA3	15,726,769	15.65	17,627,901	19.64
AA-	24,213,918	24.10	28,737,774	32.02
A1	603,360	0.60	607,974	0.68
A+	2,729,089	2.72	4,706,959	5.25
A	1,600,192	1.59	-	-
A2	4,129,418	4.11	4,052,120	4.52
C	-	-	533,449	0.59
Not rated	10,042,311	9.99	4,115,255	4.59
	101,449,099	100.97	89,548,210	99.80

MAYBANK MALAYSIA INCOME-I FUND

19. FINANCIAL RISK AND MANAGEMENT OBJECTIVES AND POLICIES (CONT'D)

(d) Liquidity risk

Liquidity risk is defined as the risk that the Fund will encounter difficulty in meeting obligations associated with financial liabilities that are settled by delivering cash or another financial asset. Exposure to liquidity risk arises because of the possibility that the Fund could be required to pay its liabilities or redeem its units earlier than expected.

The Fund is exposed to cash redemptions of its units on a regular basis. Units sold to unitholders by the Manager are redeemable at the unitholders' option based on the Fund's NAV per unit at the time of redemption calculated in accordance with the Fund's Deeds.

The Manager's policy is to always maintain a prudent and sufficient level of liquid assets so as to meet normal operating requirements and expected redemption requests by unitholders. Liquid assets comprise cash at bank, Shariah-compliant deposit with a licensed Islamic financial institution and other instruments which are capable of being converted into cash within 7 days.

The following table summarises the maturity profile of the Fund's financial assets, financial liabilities and unitholders' contribution to provide a complete view of the Fund's contractual commitments and liquidity:

	Less than 1 month RM	More than 1 month RM	Total RM
2023			
Financial assets			
Financial assets at FVTPL	1,600,192	90,329,979	91,930,171
Shariah-compliant deposits with licensed Islamic financial institutions	8,402,663	-	8,402,663
Amount due from Manager	100,010	-	100,010
Profit income receivables	37,732	977,865	1,015,597
Cash at bank	100,668	-	100,668
Total undiscounted financial assets	<u>10,241,265</u>	<u>91,307,844</u>	<u>101,549,109</u>
Financial liabilities and net assets attributable to unitholders of the Fund			
Amount due to Manager	132,960	-	132,960
Amount due to Trustee	5,853	-	5,853
Other payables and accruals	933,567	-	933,567
Net assets attributable to unitholders of the Fund	<u>100,476,729</u>	<u>-</u>	<u>100,476,729</u>
Total undiscounted financial liabilities and net assets attributable to unitholders	<u>101,549,109</u>	<u>-</u>	<u>101,549,109</u>
Liquidity (gap)/ surplus	<u>(91,307,844)</u>	<u>91,307,844</u>	<u>-</u>

MAYBANK MALAYSIA INCOME-I FUND

19. FINANCIAL RISK AND MANAGEMENT OBJECTIVES AND POLICIES (CONT'D)

(d) Liquidity risk (cont'd)

2022	Less than 1 month RM	More than 1 month RM	Total RM
Financial assets			
Financial assets at FVTPL	533,449	84,284,454	84,817,903
Shariah-compliant deposits with licensed Islamic financial institutions	3,462,000	-	3,462,000
Amount due from Manager	662,068	-	662,068
Profit income receivables	20,702	1,102,309	1,123,011
Cash at bank	145,296	-	145,296
Total undiscounted financial assets	4,823,515	85,386,763	90,210,278
Financial liabilities and net assets attributable to unitholders of the Fund			
Amount due to Manager	414,851	-	414,851
Amount due to Trustee	5,357	-	5,357
Other payables and accruals	54,191	-	54,191
Net assets attributable to unitholders of the Fund	89,735,879	-	89,735,879
Total undiscounted financial liabilities and net assets attributable to unitholders	90,210,278	-	90,210,278
Liquidity (gap)/ surplus	(85,386,762)	85,386,763	-

Notes:

(i) Financial assets

Shariah-compliant deposits with licensed Islamic financial institutions are grouped based on the expected date on which these assets will be realised. For other assets, the analysis into maturity groupings is based on the remaining period from the end of the reporting year to the contractual maturity date or if earlier, the expected date on which the assets will be realised.

(ii) Financial liabilities

The maturity grouping is based on the remaining period from the end of the reporting year to the contractual maturity date. When a counterparty has a choice of when the amount is paid, the liability is allocated to the earliest period in which the Fund is required to settle its financial obligation.

(iii) Net assets attributable to unitholders of the Fund

As unitholders can request for cancellation on their units by giving the Manager a 14-day notice period, the net assets attributable to unitholders of the Fund has been categorised as having a maturity of "less than 1 month".

As a result, it appears that the Fund has a liquidity gap within "less than 1 month". However, the Fund believes that it would be able to liquidate its investments should the need arise to satisfy all the redemption requirements.

MAYBANK MALAYSIA INCOME-I FUND

20. UNITHOLDERS' CONTRIBUTION MANAGEMENT

The unitholders' contribution can vary depending on the demand for redemptions and subscriptions to the Fund.

The Fund's objectives for managing the unitholders' contribution are:

- (a) To invest in investments meeting the description, risk exposure and generate higher returns than the prescribed benchmark as indicated in its prospectus;
- (b) To achieve consistent returns while safeguarding capital by using various investment strategies;
- (c) To maintain sufficient liquidity to meet the expenses of the Fund, and to meet redemption requests as they arise; and
- (d) To maintain sufficient fund size to ensure that the operations of the Fund are cost-efficient.

No changes were made to the unitholders' contribution management objectives, policies or processes during the current financial year.