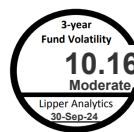


MAMG DYNAMIC HIGH INCOME MYR

All data as at 2024-09-30
Asset Codes: MYU97000AAA4

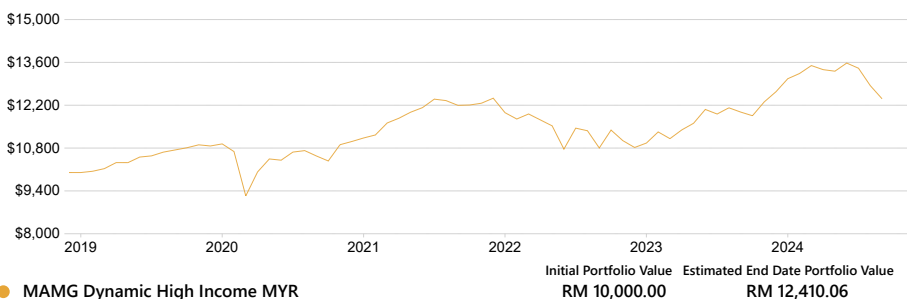


Asset Management

INVESTMENT OBJECTIVE AND STRATEGY

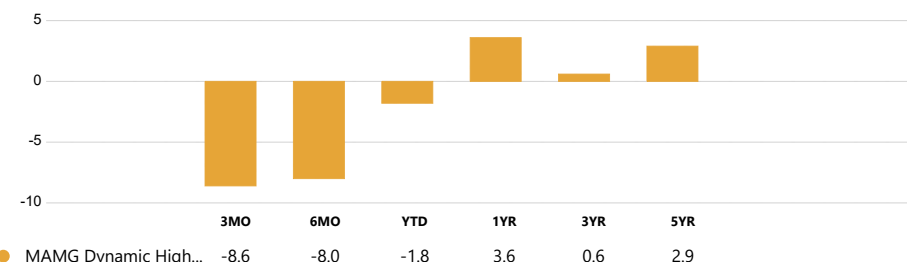
The Fund aims to maximise investment returns by investing in the Target Fund. The Fund seeks to achieve its investment objective by investing at least 90% of its NAV in I6 USD share class in the BlackRock Global Funds Dynamic High Income Fund (Target Fund). The Target Fund will use a variety of investment strategies and may invest globally in the full spectrum of permitted investments including equities, equity-related securities, fixed income transferable securities, units of undertakings for collective investment, cash, deposits and money market instruments. Currency exposure is flexibly managed.

GROWTH OF \$10,000 INVESTMENT



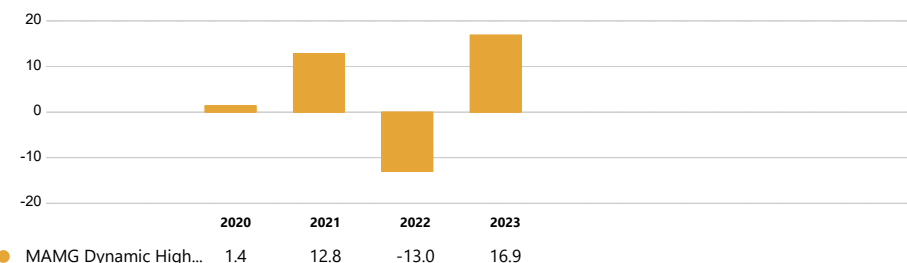
MAMG Dynamic High Income MYR

ANNUAL COMPOUND RETURNS



MAMG Dynamic High...

CALENDAR YEAR RETURNS



MAMG Dynamic High...

ASSET ALLOCATION (%)

BGF Dynamic High Income I6 USD	94.39
Cash and Cash Equivalents	5.61

(TARGET FUND) TOP 10 HOLDINGS (%)

USD Cash	6.22
iShares MSCI USA Quality Div ESG UCITS ETF USD D	6.11
iShares \$ High Yield Corp Bond UCITS ETF USD D	1.65
Microsoft Corp/Societe Generale SA ELN	1.61
Amazon.com inc/Bnp Paribas SA ELN	1.11
Apple Inc/Wells Fargo & Co ELN	1.05
Alphabet Inc/Societe Generale SA ELN	0.86
iShares Core S&P 500 UCITS ETF USD (Dist)	0.65
Taiwan Semiconductor Manufacturing Co Ltd ORD	0.64
Microsoft Corp ORD	0.62

FUND DETAILS

Asset Type	Mixed Assets
Lipper Classification	Mixed Asset USD Flex - Global
Inception Date	2019-01-22
Feeder Fund Base Currency	US Dollar
Total Net Asset Value Base Currency (All Share Classes)	\$7,107,901.08
Share Class Currency	Malaysian Ringgit
Share Class Size	RM 5,538,270.71
Target Fund Base Currency	US Dollar
Target Fund Total Net Asset Value Base Currency (All Share Classes)	\$2,859,499,680.56
NAV (All data as at 2024-09-30)	RM 1.10
Net Expense Ratio (All data as at 2024-03-31)	1.16%
Minimum Initial Investment	RM 25,000.00
ISIN	MYU97000AAA4
Bloomberg Ticker	MDHIFMY MK

LIPPER LEADERS (OVERALL)*

4

Total Return

3

Consistent Return

2

Preservation

Highest = 5 • 4 • 3 • 2 • 1 = Lowest

* Lipper Leaders (Overall) - All Ratings as of 2024-09-30 - Ratings for Total Return reflect funds' historical total return performance relative to peers. Ratings for Consistent Return reflect funds' historical risk-adjusted returns relative to peers. Lipper ratings for Preservation are relative, rather than absolute. Ratings for Tax Efficiency reflect funds' historical ability to postpone taxable distributions. Ratings for Expense reflect funds' expense minimization relative to peers. Lipper Leader ratings DO NOT take into account the effects of sales charges. Ratings are based on an equal-weighted average of percentile ranks for each measure over 3-, 5-, and 10-year periods (if applicable). For more information please see the Disclaimer Page.

FUND MANAGEMENT

Fund Management Company

Name	Maybank Asset Management Sdn Bhd
Address	Level 12, Tower C, Dataran Maybank 1 Jalan Maarof KUALA LUMPUR 59000
Telephone	+603-22977888
Website	https://www.maybank-am.com.my/

Advisor Information

Investment Advisor	N/A
External Investment Manager	N/A

DISCLAIMER: This document contains key information you should know about MAMG Dynamic High Income MYR. You can find more details in the fund's prospectus/information memorandum on our website <https://www.maybank-am.com.my>. Before you invest in any fund, consider how the fund would work with your other investments and your tolerance for risk.

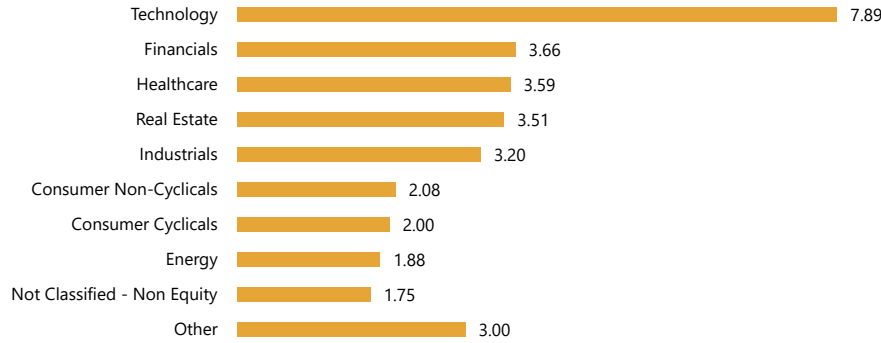
MAMG DYNAMIC HIGH INCOME MYR

All data as at 2024-09-30

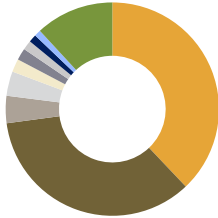


Asset Management

(TARGET FUND) SECTOR BREAKDOWN (%)



(TARGET FUND) GEOGRAPHIC BREAKDOWN (%)



United States	37.92
Unidentified*	34.95
United Kingdom	4.13
Cayman Islands	3.71
France	1.99
Jersey	1.81
Netherlands	1.44
Ireland	1.19
Germany	0.99
Other	11.88

* Securities are categorized under the "Unidentified" bucket when their country of incorporation or domicile is not clearly available.


INCOME DISTRIBUTION HISTORY

Date	Gross (sen)	Yield (%)	Total yield (%)
2022-12-28	1.00	1.04	3.34
2022-09-27	1.30	1.34	3.34
2022-03-29	1.00	0.93	3.34
2021-12-28	1.45	1.27	5.24
2020-12-29	0.75	0.70	2.95
2019-07-01	0.90	0.86	0.86

Disclosures

The yield of the distributions are calculated based on the total dividend payout/ex-distribution NAV.

A Volatility Factor (VF) has been provided by Lipper. The VF means there is a possibility for the fund in generating an upside return or downside return around this VF. The Volatility Class (VC) is assigned by Lipper based on quintile ranks of VF for qualified funds. VF is subject to monthly revision and VC will be revised every six months. The fund's portfolio may have changed since this date and there is no guarantee that the fund will continue to have the same VF or VC in the future. Presently, only funds launched in the market for at least 36 months will display the VF and its VC.



Volatility Class	Volatility Banding
Very Low	$0 \leq \text{Volatility Factor} \leq 5.04$
Low	$5.04 < \text{Volatility Factor} \leq 9.025$
Moderate	$9.025 < \text{Volatility Factor} \leq 12.075$
High	$12.075 < \text{Volatility Factor} \leq 16.265$
Very High	Volatility Factor more than 16.265

The term "Maybank AM" used herein refers to Maybank Asset Management. This Fund Fact Sheet ("FFS") is for informational purpose only. You should seek your own financial advice from a licensed adviser before investing in this Fund. Maybank AM does not make any representations or warranties of any kind express or implied, about the completeness, accuracy, reliability, suitability or availability with respect to the information contained herein.

Investors are advised to read and understand the contents of the Prospectus/Information Memorandum and the Fund's Product Highlights Sheets ("PHS") before investing. The Prospectus/Information Memorandum and PHS are available at our nearest representative offices and investors have the right to request for a copy of the Prospectus/Information Memorandum and PHS. The Prospectus/Information Memorandum has been registered with the Securities Commission Malaysia who takes no responsibility for its contents.

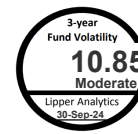
You should be aware that investments in unit trust funds carry risks. An outline of the risks are contained in the Prospectus/Information Memorandum. Unit prices and income distribution, if any, may rise or fall. Past performance of a fund is not an indicative of future performance. Please consider the fees and charges involved before investing. Units will be issued upon receipt of completed application form accompanying the Prospectus/Information Memorandum and subject to terms and conditions therein.

In no event shall Maybank AM be liable for any loss or damages howsoever arising whether in contract, tort, negligence, strict liability or any other basis, including without limitation, direct or indirect, special, incidental, consequential or punitive damages arising i) from incompleteness, inaccuracy, unreliability, unsuitability or unavailability with respect to this FFS and/or reliance thereon; or ii) from reproduction or use of the information/copyright/trademark contained in the FFS.

SC's approval or authorisation, or the registration, lodgement or submission of the Prospectus/Information Memorandum does not amount to nor indicate that the SC has recommended or endorsed the Fund or the Fund Fact Sheet.

MAMG DYNAMIC HIGH INCOME MYR H

All data as at 2024-09-30
Asset Codes: MYU970000AB2

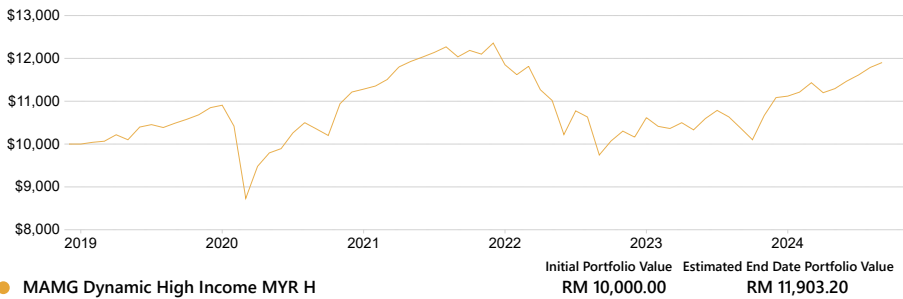


Asset Management

INVESTMENT OBJECTIVE AND STRATEGY

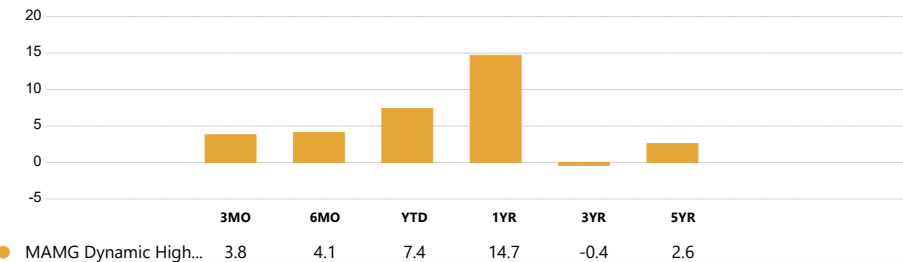
The Fund aims to maximise investment returns by investing in the Target Fund. The Fund seeks to achieve its investment objective by investing at least 90% of its NAV in I6 USD share class in the BlackRock Global Funds Dynamic High Income Fund (Target Fund). The Target Fund will use a variety of investment strategies and may invest globally in the full spectrum of permitted investments including equities, equity-related securities, fixed income transferable securities, units of undertakings for collective investment, cash, deposits and money market instruments. Currency exposure is flexibly managed.

GROWTH OF \$10,000 INVESTMENT



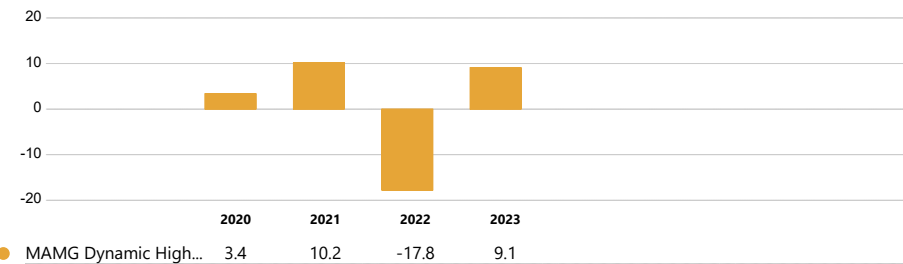
● MAMG Dynamic High Income MYR H

ANNUAL COMPOUND RETURNS



● MAMG Dynamic High...

CALENDAR YEAR RETURNS



● MAMG Dynamic High...

ASSET ALLOCATION (%)

BGF Dynamic High Income I6 USD	94.39
Cash and Cash Equivalents	5.61

(TARGET FUND) TOP 10 HOLDINGS (%)

USD Cash	6.22
iShares MSCI USA Quality Div ESG UCITS ETF USD D	6.11
iShares \$ High Yield Corp Bond UCITS ETF USD D	1.65
Microsoft Corp/Societe Generale SA ELN	1.61
Amazon.com inc/Bnp Paribas SA ELN	1.11
Apple Inc/Wells Fargo & Co ELN	1.05
Alphabet Inc/Societe Generale SA ELN	0.86
iShares Core S&P 500 UCITS ETF USD (Dist)	0.65
Taiwan Semiconductor Manufacturing Co Ltd ORD	0.64
Microsoft Corp ORD	0.62

FUND DETAILS

Asset Type	Mixed Assets
Lipper Classification	Mixed Asset USD Flex - Global
Inception Date	2019-01-22
Feeder Fund Base Currency	US Dollar
Total Net Asset Value Base Currency (All Share Classes)	\$7,107,901.08
Share Class Currency	Malaysian Ringgit
Share Class Size	RM 12,197,862.05
Target Fund Base Currency	US Dollar
Target Fund Total Net Asset Value Base Currency (All Share Classes)	\$2,859,499,680.56
NAV (All data as at 2024-09-30)	RM 1.04
Net Expense Ratio (All data as at 2024-03-31)	1.16%
Minimum Initial Investment	RM 25,000.00
ISIN	MYU970000AB2
Bloomberg Ticker	MDHIFMH MK

LIPPER LEADERS (OVERALL)*

3

Total Return

4

Consistent Return

2

Preservation

Highest = 5 • 4 • 3 • 2 • 1 = Lowest

* Lipper Leaders (Overall) - All Ratings as of 2024-09-30 - Ratings for Total Return reflect funds' historical total return performance relative to peers. Ratings for Consistent Return reflect funds' historical risk-adjusted returns relative to peers. Lipper ratings for Preservation are relative, rather than absolute. Ratings for Tax Efficiency reflect funds' historical ability to postpone taxable distributions. Ratings for Expense reflect funds' expense minimization relative to peers. Lipper Leader ratings DO NOT take into account the effects of sales charges. Ratings are based on an equal-weighted average of percentile ranks for each measure over 3-, 5-, and 10- year periods (if applicable). For more information please see the Disclaimer Page.

FUND MANAGEMENT

Fund Management Company

Name	Maybank Asset Management Sdn Bhd
Address	Level 12, Tower C, Dataran Maybank 1 Jalan Maarof KUALA LUMPUR 59000
Telephone	+603-22977888
Website	https://www.maybank-am.com.my/

Advisor Information

Investment Advisor	N/A
External Investment Manager	N/A

DISCLAIMER: This document contains key information you should know about MAMG Dynamic High Income MYR H. You can find more details in the fund's prospectus/information memorandum on our website <https://www.maybank-am.com.my>. Before you invest in any fund, consider how the fund would work with your other investments and your tolerance for risk.

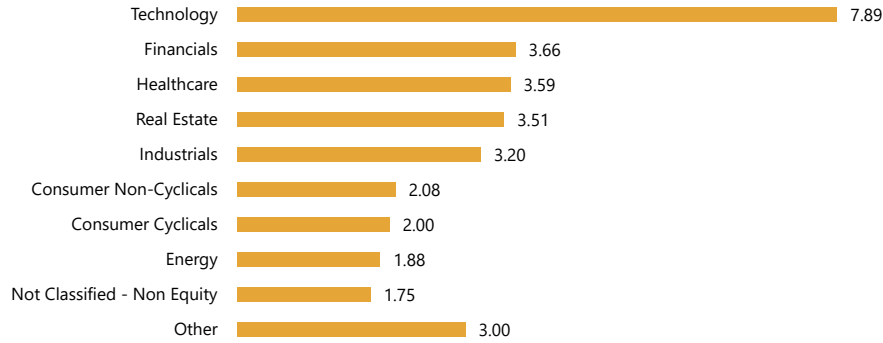
MAMG DYNAMIC HIGH INCOME MYR H

All data as at 2024-09-30

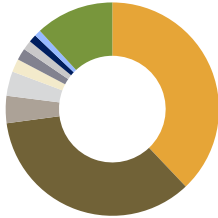


Asset Management

(TARGET FUND) SECTOR BREAKDOWN (%)



(TARGET FUND) GEOGRAPHIC BREAKDOWN (%)



Country/Region	Percentage (%)
United States	37.92
Unidentified*	34.95
United Kingdom	4.13
Cayman Islands	3.71
France	1.99
Jersey	1.81
Netherlands	1.44
Ireland	1.19
Germany	0.99
Other	11.88

* Securities are categorized under the "Unidentified" bucket when their country of incorporation or domicile is not clearly available.

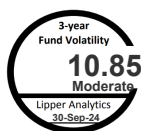
INCOME DISTRIBUTION HISTORY

Date	Gross (sen)	Yield (%)	Total yield (%)
2024-09-26	3.50	3.37	4.68
2024-06-25	1.30	1.26	4.68
2022-12-28	1.00	1.08	2.52
2021-12-28	1.45	1.26	5.18
2020-12-29	0.75	0.68	1.72

Disclosures

The yield of the distributions are calculated based on the total dividend payout/ex-distribution NAV.

A Volatility Factor (VF) has been provided by Lipper. The VF means there is a possibility for the fund in generating an upside return or downside return around this VF. The Volatility Class (VC) is assigned by Lipper based on quintile ranks of VF for qualified funds. VF is subject to monthly revision and VC will be revised every six months. The fund's portfolio may have changed since this date and there is no guarantee that the fund will continue to have the same VF or VC in the future. Presently, only funds launched in the market for at least 36 months will display the VF and its VC.



Volatility Class	Volatility Banding
Very Low	$0 \leq \text{Volatility Factor} \leq 5.04$
Low	$5.04 < \text{Volatility Factor} \leq 9.025$
Moderate	$9.025 < \text{Volatility Factor} \leq 12.075$
High	$12.075 < \text{Volatility Factor} \leq 16.265$
Very High	Volatility Factor more than 16.265

The term "Maybank AM" used herein refers to Maybank Asset Management. This Fund Fact Sheet ("FFS") is for informational purpose only. You should seek your own financial advice from a licensed adviser before investing in this Fund. Maybank AM does not make any representations or warranties of any kind express or implied, about the completeness, accuracy, reliability, suitability or availability with respect to the information contained herein.

Investors are advised to read and understand the contents of the Prospectus/Information Memorandum and the Fund's Product Highlights Sheets ("PHS") before investing. The Prospectus/Information Memorandum and PHS are available at our nearest representative offices and investors have the right to request for a copy of the Prospectus/Information Memorandum and PHS. The Prospectus/Information Memorandum has been registered with the Securities Commission Malaysia who takes no responsibility for its contents.

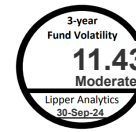
You should be aware that investments in unit trust funds carry risks. An outline of the risks are contained in the Prospectus/Information Memorandum. Unit prices and income distribution, if any, may rise or fall. Past performance of a fund is not an indicative of future performance. Please consider the fees and charges involved before investing. Units will be issued upon receipt of completed application form accompanying the Prospectus/Information Memorandum and subject to terms and conditions therein.

In no event shall Maybank AM be liable for any loss or damages howsoever arising whether in contract, tort, negligence, strict liability or any other basis, including without limitation, direct or indirect, special, incidental, consequential or punitive damages arising i) from incompleteness, inaccuracy, unreliability, unsuitability or unavailability with respect to this FFS and/or reliance thereon; or ii) from reproduction or use of the information/copyright/trademark contained in the FFS.

SC's approval or authorisation, or the registration, lodgement or submission of the Prospectus/Information Memorandum does not amount to nor indicate that the SC has recommended or endorsed the Fund or the Fund Fact Sheet.

MAMG DYNAMIC HIGH INCOME SGD H

All data as at 2024-09-30
Asset Codes: MYU970001AA2

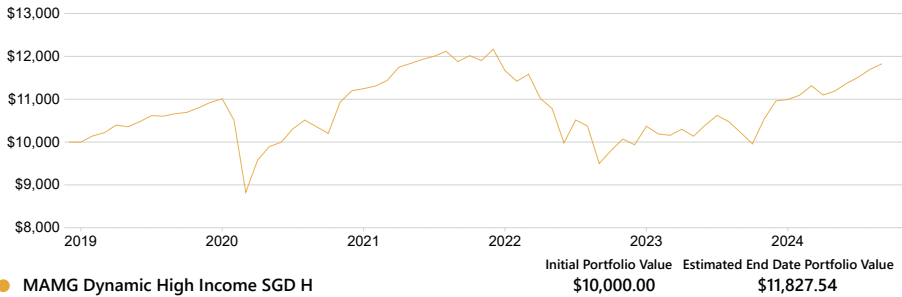


Asset Management

INVESTMENT OBJECTIVE AND STRATEGY

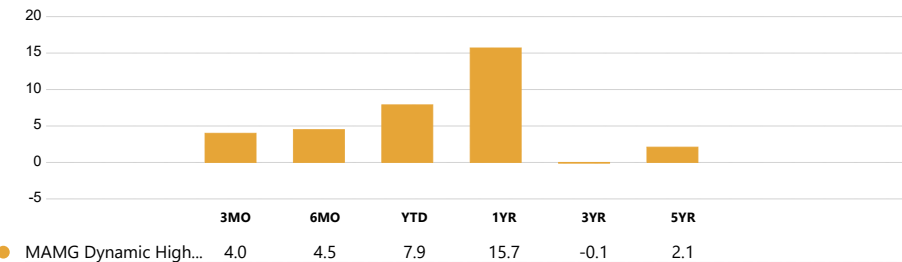
The Fund aims to maximise investment returns by investing in the Target Fund. The Fund seeks to achieve its investment objective by investing at least 90% of its NAV in I6 USD share class in the BlackRock Global Funds Dynamic High Income Fund (Target Fund). The Target Fund will use a variety of investment strategies and may invest globally in the full spectrum of permitted investments including equities, equity-related securities, fixed income transferable securities, units of undertakings for collective investment, cash, deposits and money market instruments. Currency exposure is flexibly managed.

GROWTH OF \$10,000 INVESTMENT



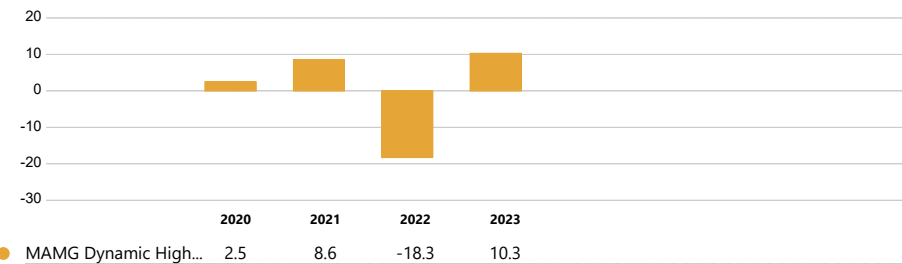
● MAMG Dynamic High Income SGD H

ANNUAL COMPOUND RETURNS



● MAMG Dynamic High...

CALENDAR YEAR RETURNS



● MAMG Dynamic High...

ASSET ALLOCATION (%)

BGF Dynamic High Income I6 USD	94.39
Cash and Cash Equivalents	5.61

(TARGET FUND) TOP 10 HOLDINGS (%)

USD Cash	6.22
iShares MSCI USA Quality Div ESG UCITS ETF USD D	6.11
iShares \$ High Yield Corp Bond UCITS ETF USD D	1.65
Microsoft Corp/Societe Generale SA ELN	1.61
Amazon.com inc/Bnp Paribas SA ELN	1.11
Apple Inc/Wells Fargo & Co ELN	1.05
Alphabet Inc/Societe Generale SA ELN	0.86
iShares Core S&P 500 UCITS ETF USD (Dist)	0.65
Taiwan Semiconductor Manufacturing Co Ltd ORD	0.64
Microsoft Corp ORD	0.62

FUND DETAILS

Asset Type	Mixed Assets
Lipper Classification	Mixed Asset USD Flex - Global
Inception Date	2019-01-22
Feeder Fund Base Currency	US Dollar
Total Net Asset Value Base Currency (All Share Classes)	\$7,107,901.08
Share Class Currency	Singapore Dollar
Share Class Size	\$834,200.15
Target Fund Base Currency	US Dollar
Target Fund Total Net Asset Value Base Currency (All Share Classes)	\$2,859,499,680.56
NAV (All data as at 2024-09-30)	\$1.04
Net Expense Ratio (All data as at 2024-03-31)	1.16%
Minimum Initial Investment	\$10,000.00
ISIN	MYU970001AA2
Bloomberg Ticker	MDHIFSH MK

LIPPER LEADERS (OVERALL)*

4

Total Return

5

Consistent Return

2

Preservation

Highest = 5 • 4 • 3 • 2 • 1 = Lowest

* Lipper Leaders (Overall) - All Ratings as of 2024-09-30 - Ratings for Total Return reflect funds' historical total return performance relative to peers. Ratings for Consistent Return reflect funds' historical risk-adjusted returns relative to peers. Lipper ratings for Preservation are relative, rather than absolute. Ratings for Tax Efficiency reflect funds' historical ability to postpone taxable distributions. Ratings for Expense reflect funds' expense minimization relative to peers. Lipper Leader ratings DO NOT take into account the effects of sales charges. Ratings are based on an equal-weighted average of percentile ranks for each measure over 3-, 5-, and 10-year periods (if applicable). For more information please see the Disclaimer Page.

FUND MANAGEMENT

Fund Management Company

Name	Maybank Asset Management Sdn Bhd
Address	Level 12, Tower C, Dataran Maybank 1 Jalan Maarof KUALA LUMPUR 59000
Telephone	+603-22977888
Website	https://www.maybank-am.com.my/

Advisor Information

Investment Advisor	N/A
External Investment Manager	N/A

DISCLAIMER: This document contains key information you should know about MAMG Dynamic High Income SGD H. You can find more details in the fund's prospectus/information memorandum on our website <https://www.maybank-am.com.my>. Before you invest in any fund, consider how the fund would work with your other investments and your tolerance for risk.

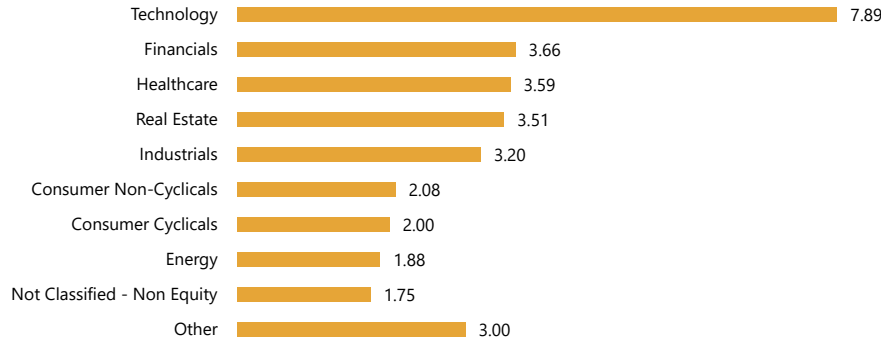
MAMG DYNAMIC HIGH INCOME SGD H

All data as at 2024-09-30

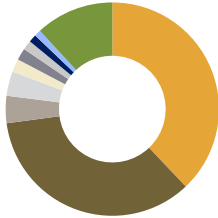


Asset Management

(TARGET FUND) SECTOR BREAKDOWN (%)



(TARGET FUND) GEOGRAPHIC BREAKDOWN (%)



United States	37.92
Unidentified*	34.95
United Kingdom	4.13
Cayman Islands	3.71
France	1.99
Jersey	1.81
Netherlands	1.44
Ireland	1.19
Germany	0.99
Other	11.88

* Securities are categorized under the "Unidentified" bucket when their country of incorporation or domicile is not clearly available.


INCOME DISTRIBUTION HISTORY

Date	Gross (sen)	Yield (%)	Total yield (%)
2024-09-26	1.10	1.06	1.06
2022-12-28	1.00	1.13	4.74
2021-12-28	1.45	1.28	5.27
2020-12-29	0.75	0.69	2.26

Disclosures

The yield of the distributions are calculated based on the total dividend payout/ex-distribution NAV.

A Volatility Factor (VF) has been provided by Lipper. The VF means there is a possibility for the fund in generating an upside return or downside return around this VF. The Volatility Class (VC) is assigned by Lipper based on quintile ranks of VF for qualified funds. VF is subject to monthly revision and VC will be revised every six months. The fund's portfolio may have changed since this date and there is no guarantee that the fund will continue to have the same VF or VC in the future. Presently, only funds launched in the market for at least 36 months will display the VF and its VC.



Volatility Class	Volatility Banding
Very Low	$0 \leq \text{Volatility Factor} \leq 5.04$
Low	$5.04 < \text{Volatility Factor} \leq 9.025$
Moderate	$9.025 < \text{Volatility Factor} \leq 12.075$
High	$12.075 < \text{Volatility Factor} \leq 16.265$
Very High	Volatility Factor more than 16.265

The term "Maybank AM" used herein refers to Maybank Asset Management. This Fund Fact Sheet ("FFS") is for informational purpose only. You should seek your own financial advice from a licensed adviser before investing in this Fund. Maybank AM does not make any representations or warranties of any kind express or implied, about the completeness, accuracy, reliability, suitability or availability with respect to the information contained herein.

Investors are advised to read and understand the contents of the Prospectus/Information Memorandum and the Fund's Product Highlights Sheets ("PHS") before investing. The Prospectus/Information Memorandum and PHS are available at our nearest representative offices and investors have the right to request for a copy of the Prospectus/Information Memorandum and PHS. The Prospectus/Information Memorandum has been registered with the Securities Commission Malaysia who takes no responsibility for its contents.

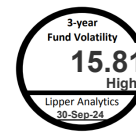
You should be aware that investments in unit trust funds carry risks. An outline of the risks are contained in the Prospectus/Information Memorandum. Unit prices and income distribution, if any, may rise or fall. Past performance of a fund is not an indicative of future performance. Please consider the fees and charges involved before investing. Units will be issued upon receipt of completed application form accompanying the Prospectus/Information Memorandum and subject to terms and conditions therein.

In no event shall Maybank AM be liable for any loss or damages howsoever arising whether in contract, tort, negligence, strict liability or any other basis, including without limitation, direct or indirect, special, incidental, consequential or punitive damages arising i) from incompleteness, inaccuracy, unreliability, unsuitability or unavailability with respect to this FFS and/or reliance thereon; or ii) from reproduction or use of the information/copyright/trademark contained in the FFS.

SC's approval or authorisation, or the registration, lodgement or submission of the Prospectus/Information Memorandum does not amount to nor indicate that the SC has recommended or endorsed the Fund or the Fund Fact Sheet.

MAMG DYNAMIC HIGH INCOME AUD H

All data as at 2024-09-30
Asset Codes: MYU97003AA8

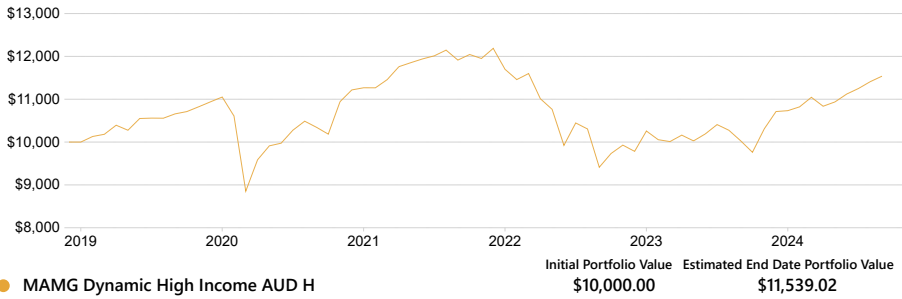


Asset Management

INVESTMENT OBJECTIVE AND STRATEGY

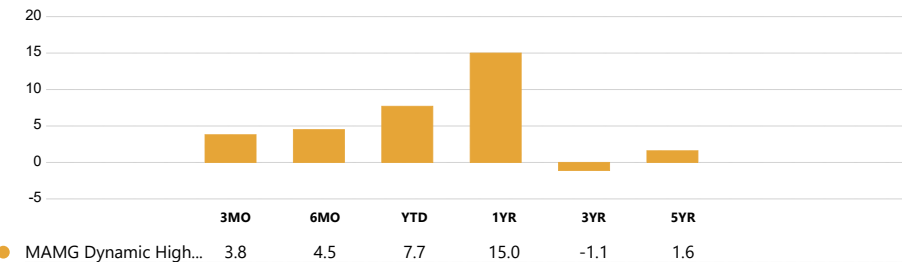
The Fund aims to maximise investment returns by investing in the Target Fund. The Fund seeks to achieve its investment objective by investing at least 90% of its NAV in I6 USD share class in the BlackRock Global Funds Dynamic High Income Fund (Target Fund). The Target Fund will use a variety of investment strategies and may invest globally in the full spectrum of permitted investments including equities, equity-related securities, fixed income transferable securities, units of undertakings for collective investment, cash, deposits and money market instruments. Currency exposure is flexibly managed.

GROWTH OF \$10,000 INVESTMENT



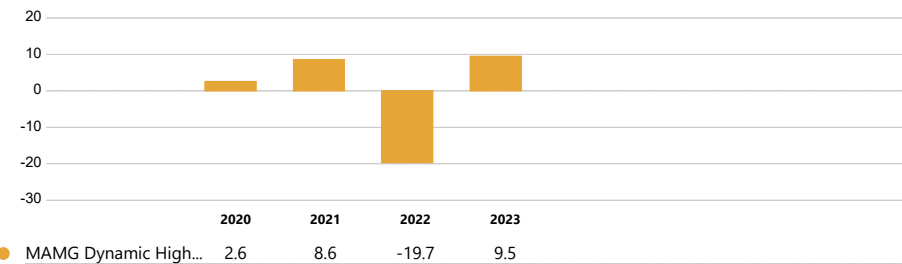
● MAMG Dynamic High Income AUD H

ANNUAL COMPOUND RETURNS



● MAMG Dynamic High...

CALENDAR YEAR RETURNS



● MAMG Dynamic High...

ASSET ALLOCATION (%)

BGF Dynamic High Income I6 USD	94.39
Cash and Cash Equivalents	5.61

(TARGET FUND) TOP 10 HOLDINGS (%)

USD Cash	6.22
iShares MSCI USA Quality Div ESG UCITS ETF USD D	6.11
iShares \$ High Yield Corp Bond UCITS ETF USD D	1.65
Microsoft Corp/Societe Generale SA ELN	1.61
Amazon.com inc/Bnp Paribas SA ELN	1.11
Apple Inc/Wells Fargo & Co ELN	1.05
Alphabet Inc/Societe Generale SA ELN	0.86
iShares Core S&P 500 UCITS ETF USD (Dist)	0.65
Taiwan Semiconductor Manufacturing Co Ltd ORD	0.64
Microsoft Corp ORD	0.62

FUND DETAILS

Asset Type	Mixed Assets
Lipper Classification	Mixed Asset USD Flex - Global
Inception Date	2019-01-22
Feeder Fund Base Currency	US Dollar
Total Net Asset Value Base Currency (All Share Classes)	\$7,107,901.08
Share Class Currency	Australian Dollar
Share Class Size	\$ 1,701,048.41
Target Fund Base Currency	US Dollar
Target Fund Total Net Asset Value Base Currency (All Share Classes)	\$2,859,499,680.56
NAV (All data as at 2024-09-30)	\$0.99
Net Expense Ratio (All data as at 2024-03-31)	1.16%
Minimum Initial Investment	\$10,000.00
ISIN	MYU97003AA8
Bloomberg Ticker	MDHIFAH MK

LIPPER LEADERS (OVERALL)*

2

Total Return

3

Consistent Return

1

Preservation

Highest = 5 • 4 • 3 • 2 • 1 = Lowest

* Lipper Leaders (Overall) - All Ratings as of 2024-09-30 - Ratings for Total Return reflect funds' historical total return performance relative to peers. Ratings for Consistent Return reflect funds' historical risk-adjusted returns relative to peers. Lipper ratings for Preservation are relative, rather than absolute. Ratings for Tax Efficiency reflect funds' historical ability to postpone taxable distributions. Ratings for Expense reflect funds' expense minimization relative to peers. Lipper Leader ratings DO NOT take into account the effects of sales charges. Ratings are based on an equal-weighted average of percentile ranks for each measure over 3-, 5-, and 10-year periods (if applicable). For more information please see the Disclaimer Page.

FUND MANAGEMENT

Fund Management Company

Name	Maybank Asset Management Sdn Bhd
Address	Level 12, Tower C, Dataran Maybank 1 Jalan Maarof KUALA LUMPUR 59000
Telephone	+603-22977888
Website	https://www.maybank-am.com.my/

Advisor Information

Investment Advisor	N/A
External Investment Manager	N/A

DISCLAIMER: This document contains key information you should know about MAMG Dynamic High Income AUD H. You can find more details in the fund's prospectus/information memorandum on our website <https://www.maybank-am.com.my>. Before you invest in any fund, consider how the fund would work with your other investments and your tolerance for risk.

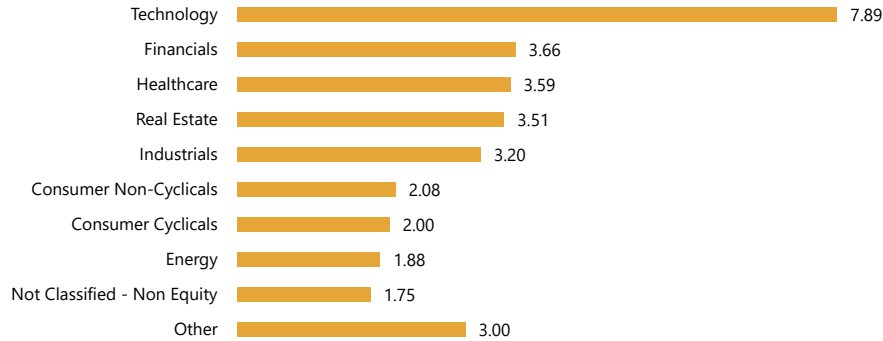
MAMG DYNAMIC HIGH INCOME AUD H

All data as at 2024-09-30

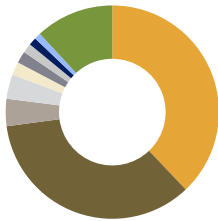


Asset Management

(TARGET FUND) SECTOR BREAKDOWN (%)



(TARGET FUND) GEOGRAPHIC BREAKDOWN (%)



United States	37.92
Unidentified*	34.95
United Kingdom	4.13
Cayman Islands	3.71
France	1.99
Jersey	1.81
Netherlands	1.44
Ireland	1.19
Germany	0.99
Other	11.88

* Securities are categorized under the "Unidentified" bucket when their country of incorporation or domicile is not clearly available.

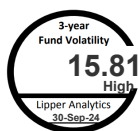
INCOME DISTRIBUTION HISTORY

Date	Gross (sen)	Yield (%)	Total yield (%)
2024-09-26	1.31	1.32	1.63
2024-06-25	0.30	0.31	1.63
2022-09-27	1.30	1.57	3.68
2021-12-28	1.45	1.31	5.39
2020-12-29	0.75	0.70	4.76

Disclosures

The yield of the distributions are calculated based on the total dividend payout/ex-distribution NAV.

A Volatility Factor (VF) has been provided by Lipper. The VF means there is a possibility for the fund in generating an upside return or downside return around this VF. The Volatility Class (VC) is assigned by Lipper based on quintile ranks of VF for qualified funds. VF is subject to monthly revision and VC will be revised every six months. The fund's portfolio may have changed since this date and there is no guarantee that the fund will continue to have the same VF or VC in the future. Presently, only funds launched in the market for at least 36 months will display the VF and its VC.



Volatility Class	Volatility Banding
Very Low	$0 \leq \text{Volatility Factor} \leq 5.04$
Low	$5.04 < \text{Volatility Factor} \leq 9.025$
Moderate	$9.025 < \text{Volatility Factor} \leq 12.075$
High	$12.075 < \text{Volatility Factor} \leq 16.265$
Very High	Volatility Factor more than 16.265

The term "Maybank AM" used herein refers to Maybank Asset Management. This Fund Fact Sheet ("FFS") is for informational purpose only. You should seek your own financial advice from a licensed adviser before investing in this Fund. Maybank AM does not make any representations or warranties of any kind express or implied, about the completeness, accuracy, reliability, suitability or availability with respect to the information contained herein.

Investors are advised to read and understand the contents of the Prospectus/Information Memorandum and the Fund's Product Highlights Sheets ("PHS") before investing. The Prospectus/Information Memorandum and PHS are available at our nearest representative offices and investors have the right to request for a copy of the Prospectus/Information Memorandum and PHS. The Prospectus/Information Memorandum has been registered with the Securities Commission Malaysia who takes no responsibility for its contents.

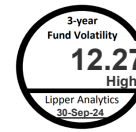
You should be aware that investments in unit trust funds carry risks. An outline of the risks are contained in the Prospectus/Information Memorandum. Unit prices and income distribution, if any, may rise or fall. Past performance of a fund is not an indicative of future performance. Please consider the fees and charges involved before investing. Units will be issued upon receipt of completed application form accompanying the Prospectus/Information Memorandum and subject to terms and conditions therein.

In no event shall Maybank AM be liable for any loss or damages howsoever arising whether in contract, tort, negligence, strict liability or any other basis, including without limitation, direct or indirect, special, incidental, consequential or punitive damages arising i) from incompleteness, inaccuracy, unreliability, unsuitability or unavailability with respect to this FFS and/or reliance thereon; or ii) from reproduction or use of the information/copyright/trademark contained in the FFS.

SC's approval or authorisation, or the registration, lodgement or submission of the Prospectus/Information Memorandum does not amount to nor indicate that the SC has recommended or endorsed the Fund or the Fund Fact Sheet.

MAMG DYNAMIC HIGH INCOME EUR H

All data as at 2024-09-30
Asset Codes: MYU970004AA6

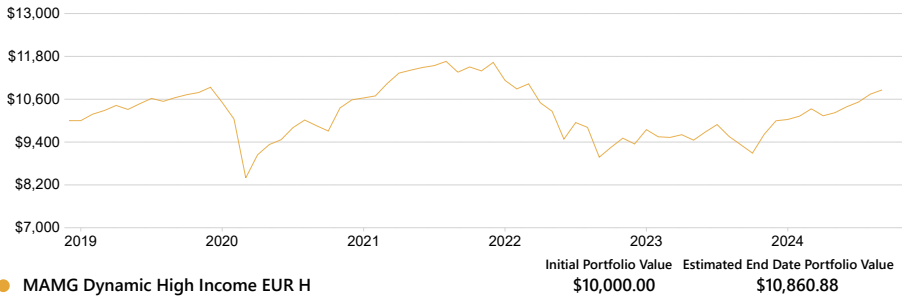


Asset Management

INVESTMENT OBJECTIVE AND STRATEGY

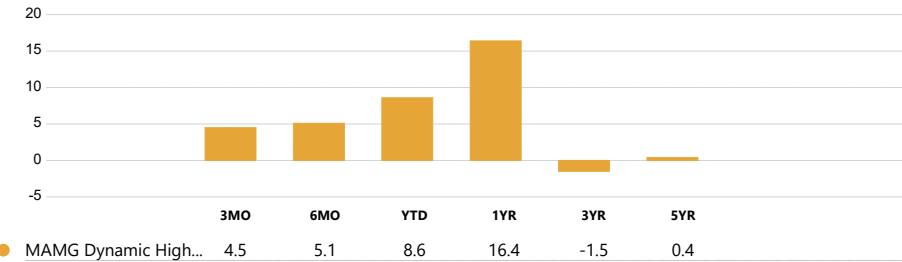
The Fund aims to maximise investment returns by investing in the Target Fund. The Fund seeks to achieve its investment objective by investing at least 90% of its NAV in I6 USD share class in the BlackRock Global Funds Dynamic High Income Fund (Target Fund). The Target Fund will use a variety of investment strategies and may invest globally in the full spectrum of permitted investments including equities, equity-related securities, fixed income transferable securities, units of undertakings for collective investment, cash, deposits and money market instruments. Currency exposure is flexibly managed.

GROWTH OF \$10,000 INVESTMENT



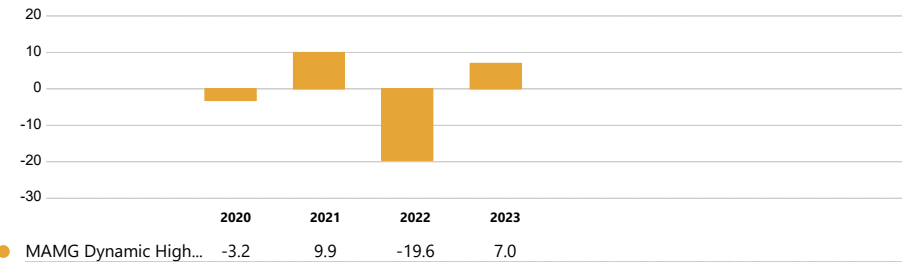
● MAMG Dynamic High Income EUR H

ANNUAL COMPOUND RETURNS



● MAMG Dynamic High...

CALENDAR YEAR RETURNS



● MAMG Dynamic High...

ASSET ALLOCATION (%)

BGF Dynamic High Income I6 USD	94.39
Cash and Cash Equivalents	5.61

(TARGET FUND) TOP 10 HOLDINGS (%)

USD Cash	6.22
iShares MSCI USA Quality Div ESG UCITS ETF USD D	6.11
iShares \$ High Yield Corp Bond UCITS ETF USD D	1.65
Microsoft Corp/Societe Generale SA ELN	1.61
Amazon.com inc/Bnp Paribas SA ELN	1.11
Apple Inc/Wells Fargo & Co ELN	1.05
Alphabet Inc/Societe Generale SA ELN	0.86
iShares Core S&P 500 UCITS ETF USD (Dist)	0.65
Taiwan Semiconductor Manufacturing Co Ltd ORD	0.64
Microsoft Corp ORD	0.62

FUND DETAILS

Asset Type	Mixed Assets
Lipper Classification	Mixed Asset USD Flex - Global
Inception Date	2019-01-22
Feeder Fund Base Currency	US Dollar
Total Net Asset Value Base Currency (All Share Classes)	\$7,107,901.08
Share Class Currency	Euro
Share Class Size	€48,733.12
Target Fund Base Currency	US Dollar
Target Fund Total Net Asset Value Base Currency (All Share Classes)	\$2,859,499,680.56
NAV (All data as at 2024-09-30)	\$0.98
Net Expense Ratio (All data as at 2024-03-31)	1.16%
Minimum Initial Investment	\$10,000.00
ISIN	MYU970004AA6
Bloomberg Ticker	MDHIFEH MK

LIPPER LEADERS (OVERALL)*

2

Total Return

3

Consistent Return

1

Preservation

Highest = 5 • 4 • 3 • 2 • 1 = Lowest

* Lipper Leaders (Overall) - All Ratings as of 2024-09-30 - Ratings for Total Return reflect funds' historical total return performance relative to peers. Ratings for Consistent Return reflect funds' historical risk-adjusted returns relative to peers. Lipper ratings for Preservation are relative, rather than absolute. Ratings for Tax Efficiency reflect funds' historical ability to postpone taxable distributions. Ratings for Expense reflect funds' expense minimization relative to peers. Lipper Leader ratings DO NOT take into account the effects of sales charges. Ratings are based on an equal-weighted average of percentile ranks for each measure over 3-, 5-, and 10-year periods (if applicable). For more information please see the Disclaimer Page.

FUND MANAGEMENT

Fund Management Company

Name	Maybank Asset Management Sdn Bhd
Address	Level 12, Tower C, Dataran Maybank 1 Jalan Maarof KUALA LUMPUR 59000
Telephone	+603-22977888
Website	https://www.maybank-am.com.my/

Advisor Information

Investment Advisor	N/A
External Investment Manager	N/A

DISCLAIMER: This document contains key information you should know about MAMG Dynamic High Income EUR H. You can find more details in the fund's prospectus/information memorandum on our website <https://www.maybank-am.com.my>. Before you invest in any fund, consider how the fund would work with your other investments and your tolerance for risk.

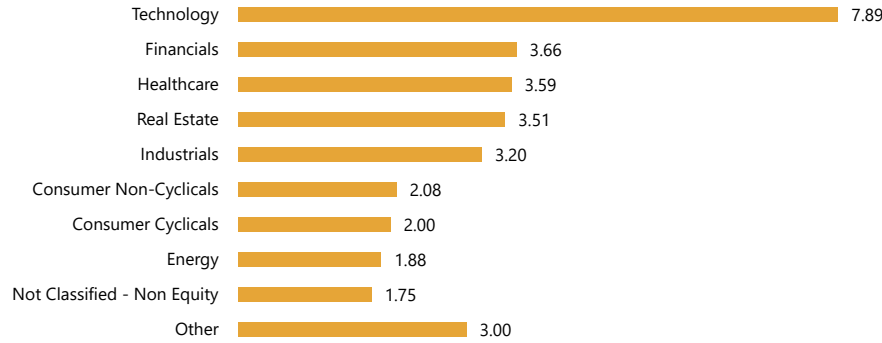
MAMG DYNAMIC HIGH INCOME EUR H

All data as at 2024-09-30

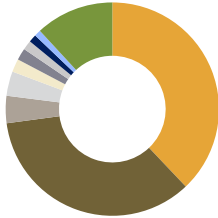


Asset Management

(TARGET FUND) SECTOR BREAKDOWN (%)



(TARGET FUND) GEOGRAPHIC BREAKDOWN (%)



United States	37.92
Unidentified*	34.95
United Kingdom	4.13
Cayman Islands	3.71
France	1.99
Jersey	1.81
Netherlands	1.44
Ireland	1.19
Germany	0.99
Other	11.88

* Securities are categorized under the "Unidentified" bucket when their country of incorporation or domicile is not clearly available.

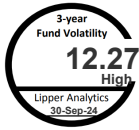
INCOME DISTRIBUTION HISTORY

Date	Gross (sen)	Yield (%)	Total yield (%)
2024-09-26	0.85	0.86	0.86
2022-09-27	1.30	1.58	1.58
2021-12-28	1.45	1.34	5.49
2020-12-29	0.75	0.73	1.77

Disclosures

The yield of the distributions are calculated based on the total dividend payout/ex-distribution NAV.

A Volatility Factor (VF) has been provided by Lipper. The VF means there is a possibility for the fund in generating an upside return or downside return around this VF. The Volatility Class (VC) is assigned by Lipper based on quintile ranks of VF for qualified funds. VF is subject to monthly revision and VC will be revised every six months. The fund's portfolio may have changed since this date and there is no guarantee that the fund will continue to have the same VF or VC in the future. Presently, only funds launched in the market for at least 36 months will display the VF and its VC.



Volatility Class	Volatility Banding
Very Low	$0 \leq \text{Volatility Factor} \leq 5.04$
Low	$5.04 < \text{Volatility Factor} \leq 9.025$
Moderate	$9.025 < \text{Volatility Factor} \leq 12.075$
High	$12.075 < \text{Volatility Factor} \leq 16.265$
Very High	Volatility Factor more than 16.265

The term "Maybank AM" used herein refers to Maybank Asset Management. This Fund Fact Sheet ("FFS") is for informational purpose only. You should seek your own financial advice from a licensed adviser before investing in this Fund. Maybank AM does not make any representations or warranties of any kind express or implied, about the completeness, accuracy, reliability, suitability or availability with respect to the information contained herein.

Investors are advised to read and understand the contents of the Prospectus/Information Memorandum and the Fund's Product Highlights Sheets ("PHS") before investing. The Prospectus/Information Memorandum and PHS are available at our nearest representative offices and investors have the right to request for a copy of the Prospectus/Information Memorandum and PHS. The Prospectus/Information Memorandum has been registered with the Securities Commission Malaysia who takes no responsibility for its contents.

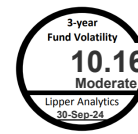
You should be aware that investments in unit trust funds carry risks. An outline of the risks are contained in the Prospectus/Information Memorandum. Unit prices and income distribution, if any, may rise or fall. Past performance of a fund is not an indicative of future performance. Please consider the fees and charges involved before investing. Units will be issued upon receipt of completed application form accompanying the Prospectus/Information Memorandum and subject to terms and conditions therein.

In no event shall Maybank AM be liable for any loss or damages howsoever arising whether in contract, tort, negligence, strict liability or any other basis, including without limitation, direct or indirect, special, incidental, consequential or punitive damages arising i) from incompleteness, inaccuracy, unreliability, unsuitability or unavailability with respect to this FFS and/or reliance thereon; or ii) from reproduction or use of the information/copyright/trademark contained in the FFS.

SC's approval or authorisation, or the registration, lodgement or submission of the Prospectus/Information Memorandum does not amount to nor indicate that the SC has recommended or endorsed the Fund or the Fund Fact Sheet.

MAMG DYNAMIC HIGH INCOME USD

All data as at 2024-09-30
Asset Codes: MYU970002AA0

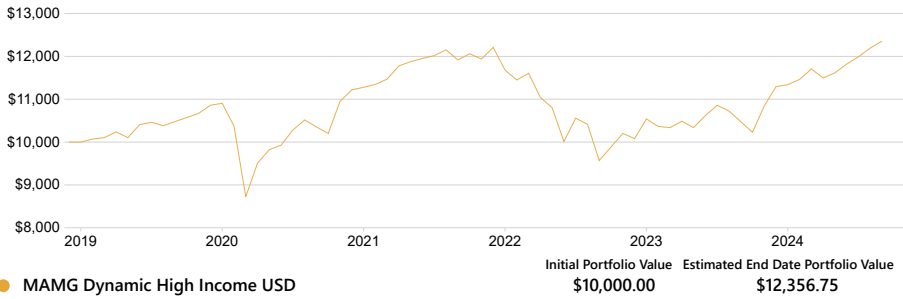


Asset Management

INVESTMENT OBJECTIVE AND STRATEGY

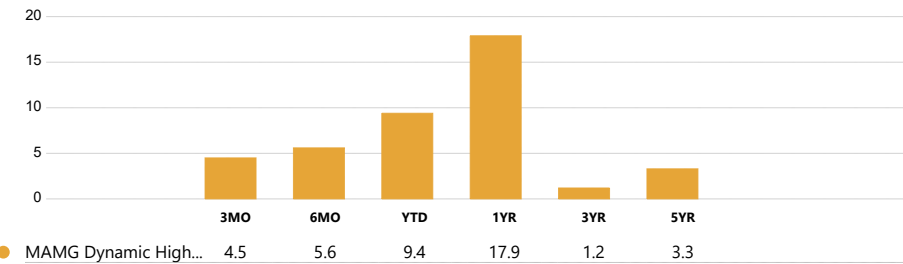
The Fund aims to maximise investment returns by investing in the Target Fund. The Fund seeks to achieve its investment objective by investing at least 90% of its NAV in I6 USD share class in the BlackRock Global Funds Dynamic High Income Fund (Target Fund). The Target Fund will use a variety of investment strategies and may invest globally in the full spectrum of permitted investments including equities, equity-related securities, fixed income transferable securities, units of undertakings for collective investment, cash, deposits and money market instruments. Currency exposure is flexibly managed.

GROWTH OF \$10,000 INVESTMENT



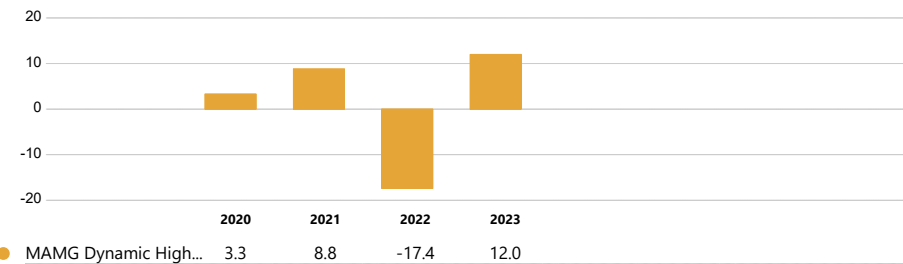
MAMG Dynamic High Income USD

ANNUAL COMPOUND RETURNS



MAMG Dynamic High...

CALENDAR YEAR RETURNS



MAMG Dynamic High...

ASSET ALLOCATION (%)

BGF Dynamic High Income I6 USD	94.39
Cash and Cash Equivalents	5.61

(TARGET FUND) TOP 10 HOLDINGS (%)

USD Cash	6.22
iShares MSCI USA Quality Div ESG UCITS ETF USD D	6.11
iShares \$ High Yield Corp Bond UCITS ETF USD D	1.65
Microsoft Corp/Societe Generale SA ELN	1.61
Amazon.com inc/Bnp Paribas SA ELN	1.11
Apple Inc/Wells Fargo & Co ELN	1.05
Alphabet Inc/Societe Generale SA ELN	0.86
iShares Core S&P 500 UCITS ETF USD (Dist)	0.65
Taiwan Semiconductor Manufacturing Co Ltd ORD	0.64
Microsoft Corp ORD	0.62

FUND DETAILS

Asset Type	Mixed Assets
Lipper Classification	Mixed Asset USD Flex - Global
Inception Date	2019-01-22
Feeder Fund Base Currency	US Dollar
Total Net Asset Value Base Currency (All Share Classes)	\$7,107,901.08
Share Class Currency	US Dollar
Share Class Size	\$921,481.49
Target Fund Base Currency	US Dollar
Target Fund Total Net Asset Value Base Currency (All Share Classes)	\$2,859,499,680.56
NAV (All data as at 2024-09-30)	\$1.08
Net Expense Ratio (All data as at 2024-03-31)	1.16%
Minimum Initial Investment	\$10,000.00
ISIN	MYU970002AA0
Bloomberg Ticker	MDHIFUS MK

LIPPER LEADERS (OVERALL)*

4

Total Return

4

Consistent Return

2

Preservation

Highest = 5 • 4 • 3 • 2 • 1 = Lowest

* Lipper Leaders (Overall) - All Ratings as of 2024-09-30 - Ratings for Total Return reflect funds' historical total return performance relative to peers. Ratings for Consistent Return reflect funds' historical risk-adjusted returns relative to peers. Lipper ratings for Preservation are relative, rather than absolute. Ratings for Tax Efficiency reflect funds' historical ability to postpone taxable distributions. Ratings for Expense reflect funds' expense minimization relative to peers. Lipper Leader ratings DO NOT take into account the effects of sales charges. Ratings are based on an equal-weighted average of percentile ranks for each measure over 3-, 5-, and 10-year periods (if applicable). For more information please see the Disclaimer Page.

FUND MANAGEMENT

Fund Management Company

Name	Maybank Asset Management Sdn Bhd
Address	Level 12, Tower C, Dataran Maybank 1 Jalan Maarof KUALA LUMPUR 59000
Telephone	+603-22977888
Website	https://www.maybank-am.com.my/

Advisor Information

Investment Advisor	N/A
External Investment Manager	N/A

DISCLAIMER: This document contains key information you should know about MAMG Dynamic High Income USD. You can find more details in the fund's prospectus/information memorandum on our website <https://www.maybank-am.com.my>. Before you invest in any fund, consider how the fund would work with your other investments and your tolerance for risk.

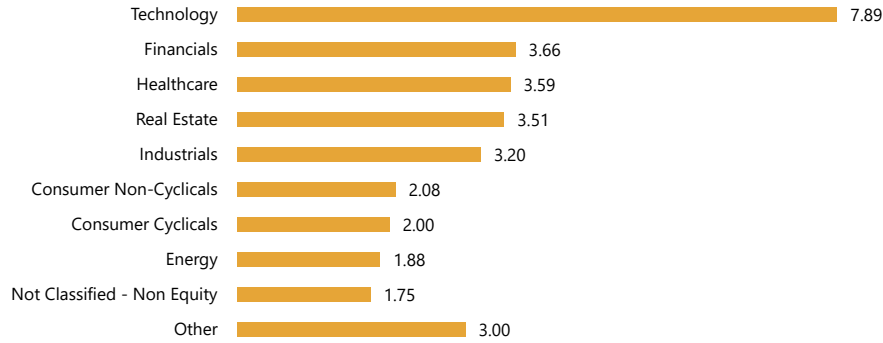
MAMG DYNAMIC HIGH INCOME USD

All data as at 2024-09-30

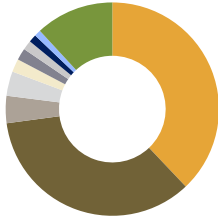


Asset Management

(TARGET FUND) SECTOR BREAKDOWN (%)



(TARGET FUND) GEOGRAPHIC BREAKDOWN (%)



United States	37.92
Unidentified*	34.95
United Kingdom	4.13
Cayman Islands	3.71
France	1.99
Jersey	1.81
Netherlands	1.44
Ireland	1.19
Germany	0.99
Other	11.88

* Securities are categorized under the "Unidentified" bucket when their country of incorporation or domicile is not clearly available.


INCOME DISTRIBUTION HISTORY

Date	Gross (sen)	Yield (%)	Total yield (%)
2022-12-28	0.90	1.01	3.53
2022-09-27	1.30	1.52	3.53
2022-03-29	1.00	0.96	3.53
2021-12-28	1.45	1.31	5.37
2020-12-29	0.75	0.70	4.10
2019-07-01	0.40	0.38	0.38

Disclosures

The yield of the distributions are calculated based on the total dividend payout/ex-distribution NAV.

A Volatility Factor (VF) has been provided by Lipper. The VF means there is a possibility for the fund in generating an upside return or downside return around this VF. The Volatility Class (VC) is assigned by Lipper based on quintile ranks of VF for qualified funds. VF is subject to monthly revision and VC will be revised every six months. The fund's portfolio may have changed since this date and there is no guarantee that the fund will continue to have the same VF or VC in the future. Presently, only funds launched in the market for at least 36 months will display the VF and its VC.



Volatility Class	Volatility Banding
Very Low	$0 \leq \text{Volatility Factor} \leq 5.04$
Low	$5.04 < \text{Volatility Factor} \leq 9.025$
Moderate	$9.025 < \text{Volatility Factor} \leq 12.075$
High	$12.075 < \text{Volatility Factor} \leq 16.265$
Very High	Volatility Factor more than 16.265

The term "Maybank AM" used herein refers to Maybank Asset Management. This Fund Fact Sheet ("FFS") is for informational purpose only. You should seek your own financial advice from a licensed adviser before investing in this Fund. Maybank AM does not make any representations or warranties of any kind express or implied, about the completeness, accuracy, reliability, suitability or availability with respect to the information contained herein.

Investors are advised to read and understand the contents of the Prospectus/Information Memorandum and the Fund's Product Highlights Sheets ("PHS") before investing. The Prospectus/Information Memorandum and PHS are available at our nearest representative offices and investors have the right to request for a copy of the Prospectus/Information Memorandum and PHS. The Prospectus/Information Memorandum has been registered with the Securities Commission Malaysia who takes no responsibility for its contents.

You should be aware that investments in unit trust funds carry risks. An outline of the risks are contained in the Prospectus/Information Memorandum. Unit prices and income distribution, if any, may rise or fall. Past performance of a fund is not an indicative of future performance. Please consider the fees and charges involved before investing. Units will be issued upon receipt of completed application form accompanying the Prospectus/Information Memorandum and subject to terms and conditions therein.

In no event shall Maybank AM be liable for any loss or damages howsoever arising whether in contract, tort, negligence, strict liability or any other basis, including without limitation, direct or indirect, special, incidental, consequential or punitive damages arising i) from incompleteness, inaccuracy, unreliability, unsuitability or unavailability with respect to this FFS and/or reliance thereon; or ii) from reproduction or use of the information/copyright/trademark contained in the FFS.

SC's approval or authorisation, or the registration, lodgement or submission of the Prospectus/Information Memorandum does not amount to nor indicate that the SC has recommended or endorsed the Fund or the Fund Fact Sheet.