

FUND OBJECTIVE

The Maybank Global Wealth Moderate-I Fund - (MYR (Hedged) (Acc.) Class) ("MGWMIFMYRH" or "the Fund") is a mixed assets (islamic) fund that seeks to achieve capital growth over the medium to long term.

Note: There is no guarantee that the Fund's investment objective will be achieved and your capital may be at risk.

Any material changes to the investment objective of the Fund would require Unit Holders' approval.

FUND INFORMATION

Fund Category

Mixed Assets (Islamic)

Fund Type

Growth

Launch Date

15-Feb-22

Benchmark

Maybank 12-month MYR Islamic fixed deposit rate + 3%

NAV Per Unit

RM 0.5020

Class Size

RM 72.88 million

Total Fund Size (all classes)

RM 137.08 million

Distribution Policy

The Fund is not expected to distribute income for the Class.

Initial Offer Price (IOP)

N/A

Sales Charge

Up to 5.00% of the NAV per Unit

Redemption Charge

Nil

Annual Management Fee

Up to 1.80% per annum of the NAV of each Class

Annual Trustee Fee

Up to 0.04% per annum of the NAV of the Fund (excluding foreign custodian fees and charges).

Min. Initial Investment

RM1,000 or such other lower amount as determined by the Manager from time to time.

Min. Additional Investment

RM100 or such other lower amount as determined by the Manager from time to time.

Cut-off time for injection / Withdrawal

4.00 p.m. on a Business Day as stated in Prospectus / Information Memorandum. Do note that times may differ from respective distributors.

Period of payment after withdrawal

Within 7 business days

Financial Year End

30-Apr

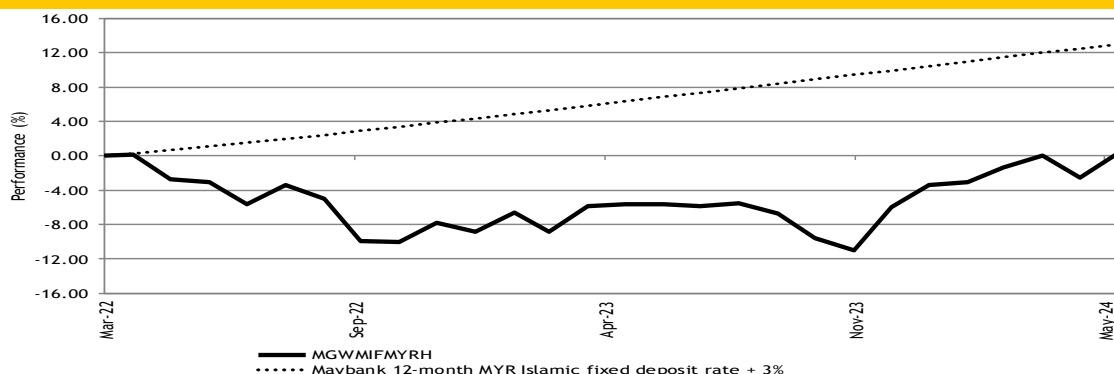
Portfolio Yield

5.40%

Portfolio Duration

4.14 years

Performance Record as at 31-May-24




** Performance record from 08 Mar 22 - 31 May 24, income reinvested, calculated in MYR
** Inclusive of distribution since inception (if any)
Source: Novagni Analytics and Advisory Sdn. Bhd.

Performance (%) Return as at 31-May-24

Total Return	YTD	1 Mth	3 Mth	6 Mth	1 Yr	3 Yr	5 Yr	SI
Fund	3.87	2.93	1.76	6.70	6.36	-	-	0.36
Benchmark	2.31	0.46	1.39	2.80	5.75	-	-	13.01
	Annualised Return			Calendar Year Return				
	3 Yr	5 Yr	SI	2023	2022*	2021	2020	2019
Fund	-	-	0.16	5.94	-8.80	-	-	-
Benchmark	-	-	5.63	5.84	4.36	-	-	-

*since commencement till 31 Dec 2022
Source: Novagni Analytics and Advisory Sdn. Bhd.

Asset Allocation as at 31-May-24



Source: Maybank Asset Management Sdn. Bhd.

Sector Allocation as at 31-May-24

Sukuk	Equities
Sovereign	Information Technology
Electric	Health Care
Banks	Industrials
Commercial Services	Consumer Discretionary
Oil&Gas	Communication
Real Estate	Services
	Financials
	Consumer Staples
	Energy
	Materials
	59.91%

Source: Maybank Asset Management Sdn. Bhd.

Country Allocation as at 31-May-24

Sukuk	Equities
Indonesia	United States
United Arab Emirates	Britain
Saudi Arabia	Japan
Malaysia	France
	Taiwan
	Denmark
	Germany
	South Korea
	Netherlands
	Others
	59.91%

Source: Maybank Asset Management Sdn. Bhd.

Top 5 Holdings as at 31-May-24

Sukuk	Equities
TNB GLOBAL VENTURES CAP 4.851% 01.11.28	MICROSOFT CORP
PERUSAHAAN PENERBIT SBSN INDONESIA III 1.500% 09.06.26	ALPHABET INC
PERUSAHAAN PENERBIT SBSN INDONESIA III 4.400% 06.06.27	NVIDIA CORP
ARAMCO 2.694% 17.06.31	AMAZON.COM INC
DP WORLD CRESCENT 3.7495% 30.01.30	TAIWAN SEMICONDUCTOR MANUFACTURING CO LTD
	2.11%

Source: Maybank Asset Management Sdn. Bhd.

Credit Ratings as at 31-May-24

AA	1.60%
A	8.60%
BBB	25.55%
	35.75%

Source: Maybank Asset Management Sdn. Bhd.

The yield of the distributions are calculated based on the total dividend payout/ex-distribution NAV.

The term "Maybank AM" used herein refers to Maybank Asset Management. This Fund Fact Sheet ("FFS") is for informational purpose only. You should seek your own financial advice from a licensed adviser before investing in this Fund. Maybank AM does not make any representations or warranties of any kind express or implied, about the completeness, accuracy, reliability, suitability or availability with respect to the information contained herein.

Investors are advised to read and understand the contents of Replacement Prospectus dated 8 May 2023 which supercedes the Prospectus dated 15 February 2022 as amended by the First Supplementary Prospectus dated 1 June 2022 and the Fund's Product Highlights Sheets ("PHS") before investing. The Prospectus and PHS are available at our nearest representative offices and investors have the right to request for a copy of the Prospectus and PHS. The Prospectus has been registered with the Securities Commission Malaysia who takes no responsibility for its contents.

You should be aware that investments in unit trust funds carry risks. An outline of the risks are contained in the Prospectus. Unit prices and income distribution, if any, may rise or fall. Past performance of a fund is not an indicative of future performance. Please consider the fees and charges involved before investing. Units will be issued upon receipt of completed application form accompanying the Prospectus and subject to terms and conditions therein.

In no event shall Maybank AM be liable for any loss or damages howsoever arising whether in contract, tort, negligence, strict liability or any other basis, including without limitation, direct or indirect, special, incidental, consequential or punitive damages arising i) from incompleteness, inaccuracy, unreliability, unsuitability or unavailability with respect to this FFS and/or reliance thereon; or ii) from reproduction or use of the information/copyright/trademark contained in the FFS.

SC's approval or authorisation, or the registration, lodgement or submission of the Prospectus/ Information Memorandum does not amount to nor indicate that the SC has recommended or endorsed the Fund or the Fund Fact Sheet.

FUND OBJECTIVE

The Maybank Global Wealth Moderate-I Fund - (MYR (Hedged) (Dist.) Class) ("MGWMIFMYRHD" or "the Fund") is a mixed assets (islamic) fund that seeks to achieve capital growth over the medium to long term.

Note: There is no guarantee that the Fund's investment objective will be achieved and your capital may be at risk.

Any material changes to the investment objective of the Fund would require Unit Holders' approval.

FUND INFORMATION

Fund Category

Mixed Assets (Islamic)

Fund Type

Growth

Launch Date

15-Feb-22

Benchmark

Maybank 12-month MYR Islamic fixed deposit rate + 3%

NAV Per Unit

RM 0.4968

Class Size

RM 47.22 million

Total Fund Size (all classes)

RM 137.08 million

Distribution Policy

Distribution, if any, shall be on an annual basis and at the discretion of the Manager.

Initial Offer Price (IOP)

N/A

Sales Charge

Up to 5.00% of the NAV per Unit

Redemption Charge

Nil

Annual Management Fee

Up to 1.80% per annum of the NAV of each Class

Annual Trustee Fee

Up to 0.04% per annum of the NAV of the Fund (excluding foreign custodian fees and charges).

Min. Initial Investment

RM1,000 or such other lower amount as determined by the Manager from time to time.

Min. Additional Investment

RM100 or such other lower amount as determined by the Manager from time to time.

Cut-off time for injection /

Withdrawal

4.00 p.m. on a Business Day as stated in Prospectus / Information Memorandum.

Do note that times may differ from respective distributors.

Period of payment after

withdrawal

Within 7 business days

Financial Year End

30-Apr

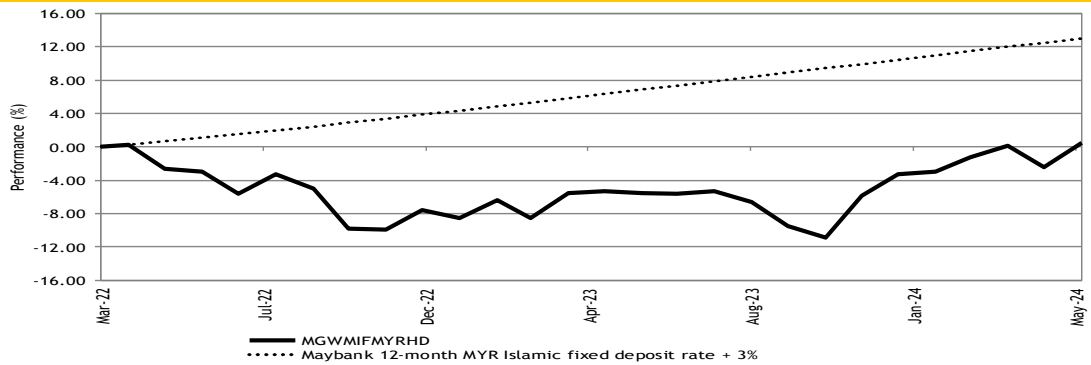
Portfolio Yield

5.40%

Portfolio Duration

4.14 years

Performance Record as at 31-May-24



** Performance record from 08 Mar 22 - 31 May 24, income reinvested, calculated in MYR

** Inclusive of distribution since inception (if any)

Source: Novagni Analytics and Advisory Sdn. Bhd.

Performance (%) Return as at 31-May-24

Total Return	YTD	1 Mth	3 Mth	6 Mth	1 Yr	3 Yr	5 Yr	SI
Fund	3.85	2.99	1.76	6.70	6.27	-	-	0.45
Benchmark	2.31	0.46	1.39	2.80	5.75	-	-	13.01

	Annualised Return			Calendar Year Return				
	3 Yr	5 Yr	SI	2023	2022*	2021	2020	2019
Fund	-	-	0.20	5.78	-8.56	-	-	-
Benchmark	-	-	5.63	5.84	3.18	-	-	-

*since commencement till 31 Dec 2022


Source: Novagni Analytics and Advisory Sdn. Bhd.

Income Distribution History

Date	Gross (sen)	Yield (%)	Total yield (%)
27/06/2023	0.50	1.07	1.07

Source: Maybank Asset Management Sdn. Bhd.

Asset Allocation as at 31-May-24



Source: Maybank Asset Management Sdn. Bhd.

Sector Allocation as at 31-May-24

Sukuk	Equities
Sovereign 15.72%	Information Technology 20.54%
Electric 7.66%	Health Care 9.73%
Banks 4.22%	Industrials 8.76%
Commercial Services 3.32%	Consumer Discretionary 6.39%
Oil&Gas 2.62%	Communication Services 4.70%
Real Estate 2.21%	Financials 3.37%
35.75%	Consumer Staples 3.02%
	Energy 1.78%
	Materials 1.62%
	59.91%

Source: Maybank Asset Management Sdn. Bhd.

Country Allocation as at 31-May-24

Sukuk	Equities
Indonesia 9.68%	United States 37.06%
United Arab Emirates 9.44%	Britain 4.27%
Saudi Arabia 8.60%	Japan 3.56%
Malaysia 8.03%	France 2.30%
35.75%	Taiwan 2.11%
	Denmark 1.86%
	Germany 1.49%
	South Korea 1.49%
	Netherlands 1.10%
	Others 4.67%
	59.91%

Source: Maybank Asset Management Sdn. Bhd.

Top 5 Holdings as at 31-May-24

Sukuk	Equities
TNB GLOBAL VENTURES CAP 4.851% 01.11.28 5.03%	MICROSOFT CORP 3.95%
PERUSAHAAN PENERBIT SBSN INDONESIA III 1.500% 09.06.26 3.81%	ALPHABET INC 3.26%
PERUSAHAAN PENERBIT SBSN INDONESIA III 4.400% 06.06.27 3.35%	NVIDIA CORP 3.16%
ARAMCO 2.694% 17.06.31 2.62%	AMAZON.COM INC 2.26%
DP WORLD CRESCENT 3.7495% 30.01.30 2.36%	TAIWAN SEMICONDUCTOR MANUFACTURING CO LTD 2.11%

Source: Maybank Asset Management Sdn. Bhd.

Credit Ratings as at 31-May-24

AA	1.60%
A	8.60%
BBB	25.55%
	35.75%

Source: Maybank Asset Management Sdn. Bhd.

The yield of the distributions are calculated based on the total dividend payout/ex-distribution NAV.

The term "Maybank AM" used herein refers to Maybank Asset Management. This Fund Fact Sheet ("FFS") is for informational purpose only. You should seek your own financial advice from a licensed adviser before investing in this Fund. Maybank AM does not make any representations or warranties of any kind express or implied, about the completeness, accuracy, reliability, suitability or availability with respect to the information contained herein.

Investors are advised to read and understand the contents of Replacement Prospectus dated 8 May 2023 which supercedes the Prospectus dated 15 February 2022 as amended by the First Supplementary Prospectus dated 1 June 2022 and the Fund's Product Highlights Sheets ("PHS") before investing. The Prospectus and PHS are available at our nearest representative offices and investors have the right to request for a copy of the Prospectus and PHS. The Prospectus has been registered with the Securities Commission Malaysia who takes no responsibility for its contents.

You should be aware that investments in unit trust funds carry risks. An outline of the risks are contained in the Prospectus. Unit prices and income distribution, if any, may rise or fall. Past performance of a fund is not an indicative of future performance. Please consider the fees and charges involved before investing. Units will be issued upon receipt of completed application form accompanying the Prospectus and subject to terms and conditions therein.

In no event shall Maybank AM be liable for any loss or damages howsoever arising whether in contract, tort, negligence, strict liability or any other basis, including without limitation, direct or indirect, special, incidental, consequential or punitive damages arising i) from incompleteness, inaccuracy, unreliability, unsuitability or unavailability with respect to this FFS and/or reliance thereon; or ii) from reproduction or use of the information/copyright/trademark contained in the FFS.

SC's approval or authorisation, or the registration, lodgement or submission of the Prospectus/ Information Memorandum does not amount to nor indicate that the SC has recommended or endorsed the Fund or the Fund Fact Sheet.

FUND OBJECTIVE

The Maybank Global Wealth Moderate-I Fund - USD (Acc.) Class ("MGWMIFUSD" or "the Fund") is a mixed assets (islamic) fund that seeks to achieve capital growth over the medium to long term.

Note: There is no guarantee that the Fund's investment objective will be achieved and your capital may be at risk. Any material changes to the investment objective of the Fund would require Unit Holders' approval.

FUND INFORMATION

Fund Category

Mixed Assets (Islamic)

Fund Type

Growth

Launch Date

1-Jun-22

Benchmark

Maybank 12-month MYR Islamic fixed deposit rate + 3%

NAV Per Unit

USD 0.5398

Class Size

USD 0.20 million

Total Fund Size (all classes)

RM 137.08 million

Distribution Policy

The Fund is not expected to distribute income for the Class.

Initial Offer Price (IOP)

USD 0.5000

Sales Charge

Up to 5.00% of the NAV per Unit

Redemption Charge

Nil

Annual Management Fee

Up to 1.80% per annum of the NAV of each Class

Annual Trustee Fee

Up to 0.04% per annum of the NAV of the Fund (excluding foreign custodian fees and charges).

Min. Initial Investment

USD1,000 or such other lower amount as determined by the Manager from time to time.

Min. Additional Investment

USD100 or such other lower amount as determined by the Manager from time to time.

Cut-off time for injection / Withdrawal

4.00 p.m. on a Business Day as stated in Prospectus / Information Memorandum. Do note that times may differ from respective distributors.

Period of payment after withdrawal

Within 7 business days

Financial Year End

30-Apr

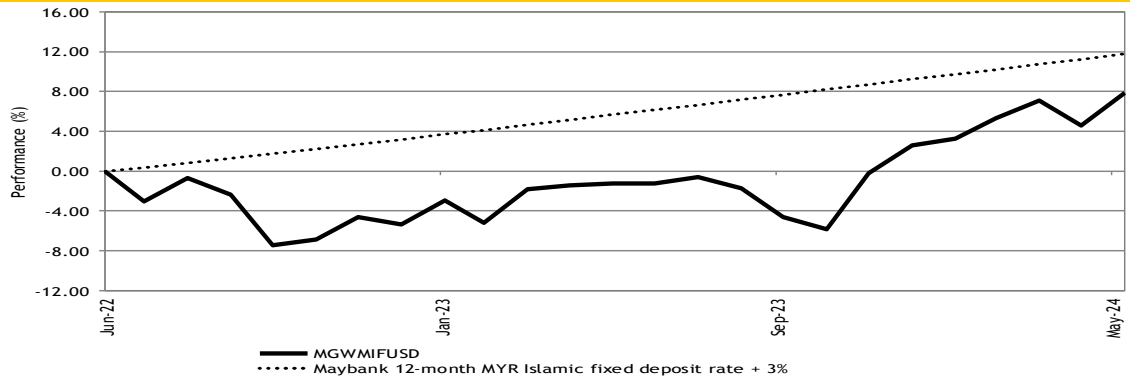
Portfolio Yield

5.40%

Portfolio Duration

4.14 years

Performance Record as at 31-May-24



** Performance record from 02 Jun 22 - 31 May 24, income reinvested, calculated in USD
** Inclusive of distribution since inception (if any)
Source: Novagni Analytics and Advisory Sdn. Bhd.


Performance (%) Return as at 31-May-24

	YTD	1 Mth	3 Mth	6 Mth	1 Yr	3 Yr	5 Yr	SI
Fund	5.08	3.13	2.39	8.13	9.20	-	-	7.85
Benchmark	2.31	0.46	1.39	2.80	5.75	-	-	11.73

	Annualised Return			Calendar Year Return				
	3 Yr	5 Yr	SI	2023	2022*	2021	2020	2019
Fund	-	-	3.86	8.47	-5.37	-	-	-
Benchmark	-	-	5.71	5.84	4.36	-	-	-

*since commencement till 31 Dec 2022
Source: Novagni Analytics and Advisory Sdn. Bhd.

Asset Allocation as at 31-May-24



Source: Maybank Asset Management Sdn. Bhd.

Sector Allocation as at 31-May-24

Sukuk	Equities
Sovereign	Information Technology
Electric	Health Care
Banks	Industrials
Commercial Services	Consumer Discretionary
Oil&Gas	Communication Services
Real Estate	Financials
	Consumer Staples
	Energy
	Materials
	59.91%

Source: Maybank Asset Management Sdn. Bhd.

Country Allocation as at 31-May-24

Sukuk	Equities
Indonesia	United States
United Arab Emirates	Britain
Saudi Arabia	Japan
Malaysia	France
	Taiwan
	Denmark
	Germany
	South Korea
	Netherlands
	Others
	59.91%

Source: Maybank Asset Management Sdn. Bhd.

Top 5 Holdings as at 31-May-24

Sukuk	Equities
TNB GLOBAL VENTURES CAP 4.851% 01.11.28	MICROSOFT CORP
PERUSAHAAN PENERBIT SBSN INDONESIA III 1.500% 09.06.26	ALPHABET INC
PERUSAHAAN PENERBIT SBSN INDONESIA III 4.400% 06.06.27	NVIDIA CORP
ARAMCO 2.694% 17.06.31	AMAZON.COM INC
DP WORLD CRESCENT 3.7495% 30.01.30	TAIWAN SEMICONDUCTOR MANUFACTURING CO LTD
	2.11%

Source: Maybank Asset Management Sdn. Bhd.

Credit Ratings as at 31-May-24

AA	1.60%
A	8.60%
BBB	25.55%
	35.75%

Source: Maybank Asset Management Sdn. Bhd.

The yield of the distributions are calculated based on the total dividend payout/ex-distribution NAV.

The term "Maybank AM" used herein refers to Maybank Asset Management. This Fund Fact Sheet ("FFS") is for informational purpose only. You should seek your own financial advice from a licensed adviser before investing in this Fund. Maybank AM does not make any representations or warranties of any kind express or implied, about the completeness, accuracy, reliability, suitability or availability with respect to the information contained herein.

Investors are advised to read and understand the contents of Replacement Prospectus dated 8 May 2023 which supercedes the Prospectus dated 15 February 2022 as amended by the First Supplementary Prospectus dated 1 June 2022 and the Fund's Product Highlights Sheets ("PHS") before investing. The Prospectus and PHS are available at our nearest representative offices and investors have the right to request for a copy of the Prospectus and PHS. The Prospectus has been registered with the Securities Commission Malaysia who takes no responsibility for its contents.

You should be aware that investments in unit trust funds carry risks. An outline of the risks are contained in the Prospectus. Unit prices and income distribution, if any, may rise or fall. Past performance of a fund is not an indicative of future performance. Please consider the fees and charges involved before investing. Units will be issued upon receipt of completed application form accompanying the Prospectus and subject to terms and conditions therein.

In no event shall Maybank AM be liable for any loss or damages howsoever arising whether in contract, tort, negligence, strict liability or any other basis, including without limitation, direct or indirect, special, incidental, consequential or punitive damages arising i) from incompleteness, inaccuracy, unreliability, unsuitability or unavailability with respect to this FFS and/or reliance thereon; or ii) from reproduction or use of the information/copyright/trademark contained in the FFS.

SC's approval or authorisation, or the registration, lodgement or submission of the Prospectus/ Information Memorandum does not amount to nor indicate that the SC has recommended or endorsed the Fund or the Fund Fact Sheet.

FUND OBJECTIVE

The Maybank Global Wealth Moderate-I Fund - USD (Dist.) Class ("MGWMIFUSDD" or "the Fund") is a mixed assets (islamic) fund that seeks to achieve capital growth over the medium to long term.

Note: There is no guarantee that the Fund's investment objective will be achieved and your capital may be at risk.

Any material changes to the investment objective of the Fund would require Unit Holders' approval.

FUND INFORMATION

Fund Category

Mixed Assets (Islamic)

Fund Type

Growth

Launch Date

1-Jun-22

Benchmark

Maybank 12-month MYR Islamic fixed deposit rate + 3%

NAV Per Unit

USD 0.5255

Class Size

USD 3.41 million

Total Fund Size (all classes)

RM 137.08 million

Distribution Policy

Distribution, if any, shall be on an annual basis and at the discretion of the Manager.

Initial Offer Price (IOP)

USD 0.5000

Sales Charge

Up to 5.00% of the NAV per Unit

Redemption Charge

Nil

Annual Management Fee

Up to 1.80% per annum of the NAV of each Class

Annual Trustee Fee

Up to 0.04% per annum of the NAV of the Fund (excluding foreign custodian fees and charges).

Min. Initial Investment

USD1,000 or such other lower amount as determined by the Manager from time to time.

Min. Additional Investment

USD100 or such other lower amount as determined by the Manager from time to time.

Cut-off time for injection / Withdrawal

4.00 p.m. on a Business Day as stated in Prospectus / Information Memorandum. Do note that times may differ from respective distributors.

Period of payment after withdrawal

Within 7 business days

Financial Year End

30-Apr

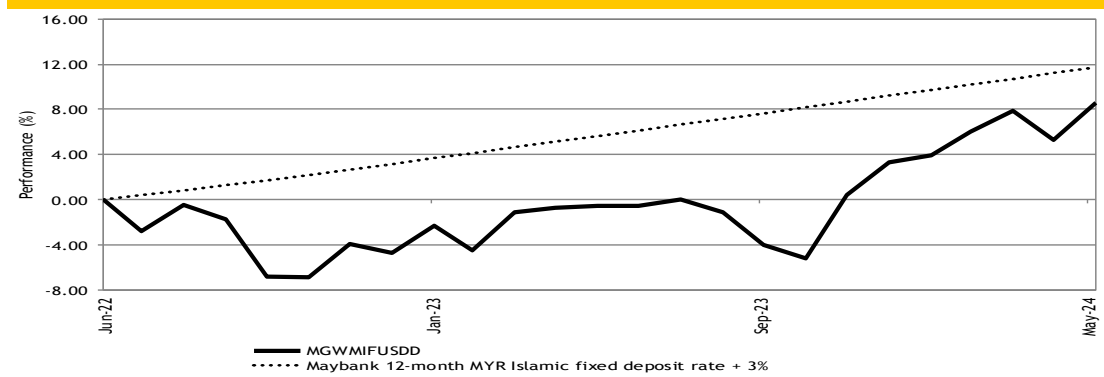
Portfolio Yield

5.40%

Portfolio Duration

4.14 years

Performance Record as at 31-May-24



** Performance record from 02 Jun 22 - 31 May 24, income reinvested, calculated in USD
** Inclusive of distribution since inception (if any)
Source: Novagni Analytics and Advisory Sdn. Bhd.

Performance (%) Return as at 31-May-24

Total Return	YTD	1 Mth	3 Mth	6 Mth	1 Yr	3 Yr	5 Yr	SI
Fund	5.12	3.14	2.43	8.17	9.24	-	-	8.62
Benchmark	2.31	0.46	1.39	2.80	5.75	-	-	11.73

	Annualised Return			Calendar Year Return				
	3 Yr	5 Yr	SI	2023	2022*	2021	2020	2019
Fund	-	-	4.23	8.47	-	-	-	-
Benchmark	-	-	5.71	5.84	-	-	-	-

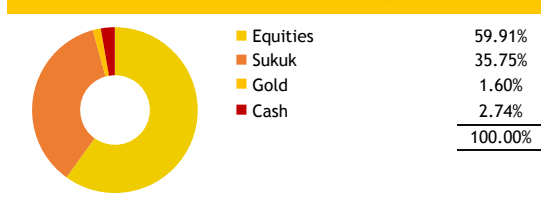
*since commencement till 31 Dec 2022
Source: Novagni Analytics and Advisory Sdn. Bhd.

Income Distribution History

Date	Gross (sen)	Yield (%)	Total yield (%)
25/04/2024	0.70	1.38	1.38
27/06/2023	1.00	2.05	2.05

Source: Maybank Asset Management Sdn. Bhd.

Asset Allocation as at 31-May-24



Source: Maybank Asset Management Sdn. Bhd.

Sector Allocation as at 31-May-24

Sukuk	Equities
Sovereign 15.72%	Information Technology 20.54%
Electric 7.66%	Health Care 9.73%
Banks 4.22%	Industrials 8.76%
Commercial Services 3.32%	Consumer Discretionary 6.39%
Oil&Gas 2.62%	Communication Services 4.70%
Real Estate 2.21%	Financials 3.37%
35.75%	Consumer Staples 3.02%
	Energy 1.78%
	Materials 1.62%
	59.91%

Source: Maybank Asset Management Sdn. Bhd.

Country Allocation as at 31-May-24

Sukuk	Equities
Indonesia 9.68%	United States 37.06%
United Arab Emirates 9.44%	Britain 4.27%
Saudi Arabia 8.60%	Japan 3.56%
Malaysia 8.03%	France 2.30%
35.75%	Taiwan 2.11%
	Denmark 1.86%
	Germany 1.49%
	South Korea 1.49%
	Netherlands 1.10%
	Others 4.67%
	59.91%

Source: Maybank Asset Management Sdn. Bhd.

Top 5 Holdings as at 31-May-24

Sukuk	Equities
TNB GLOBAL VENTURES CAP 4.851% 01.11.28 5.03%	MICROSOFT CORP 3.95%
PERUSAHAAN PENERBIT SBSN INDONESIA III 1.500% 09.06.26 3.81%	ALPHABET INC 3.26%
PERUSAHAAN PENERBIT SBSN INDONESIA III 4.400% 06.06.27 3.35%	NVIDIA CORP 3.16%
ARAMCO 2.694% 17.06.31 2.62%	AMAZON.COM INC 2.26%
DP WORLD CRESCENT 3.7495% 30.01.30 2.36%	TAIWAN SEMICONDUCTOR MANUFACTURING CO LTD 2.11%

Source: Maybank Asset Management Sdn. Bhd.

Credit Ratings as at 31-May-24

AA	1.60%
A	8.60%
BBB	25.55%
Total	35.75%

Source: Maybank Asset Management Sdn. Bhd.

The yield of the distributions are calculated based on the total dividend payout/ex-distribution NAV.

The term "Maybank AM" used herein refers to Maybank Asset Management. This Fund Fact Sheet ("FFS") is for informational purpose only. You should seek your own financial advice from a licensed adviser before investing in this Fund. Maybank AM does not make any representations or warranties of any kind express or implied, about the completeness, accuracy, reliability, suitability or availability with respect to the information contained herein.

Investors are advised to read and understand the contents of Replacement Prospectus dated 8 May 2023 which supercedes the Prospectus dated 15 February 2022 as amended by the First Supplementary Prospectus dated 1 June 2022 and the Fund's Product Highlights Sheets ("PHS") before investing. The Prospectus and PHS are available at our nearest representative offices and investors have the right to request for a copy of the Prospectus and PHS. The Prospectus has been registered with the Securities Commission Malaysia who takes no responsibility for its contents.

You should be aware that investments in unit trust funds carry risks. An outline of the risks are contained in the Prospectus. Unit prices and income distribution, if any, may rise or fall. Past performance of a fund is not an indicative of future performance. Please consider the fees and charges involved before investing. Units will be issued upon receipt of completed application form accompanying the Prospectus and subject to terms and conditions therein.

In no event shall Maybank AM be liable for any loss or damages howsoever arising whether in contract, tort, negligence, strict liability or any other basis, including without limitation, direct or indirect, special, incidental, consequential or punitive damages arising i) from incompleteness, inaccuracy, unreliability, unsuitability or unavailability with respect to this FFS and/or reliance thereon; or ii) from reproduction or use of the information/copyright/trademark contained in the FFS.

SC's approval or authorisation, or the registration, lodgement or submission of the Prospectus/ Information Memorandum does not amount to nor indicate that the SC has recommended or endorsed the Fund or the Fund Fact Sheet.