

MAYBANK MIXED ASSETS-I WAQF A

All data as at 2024-11-30
Asset Codes: MYU0100A1524

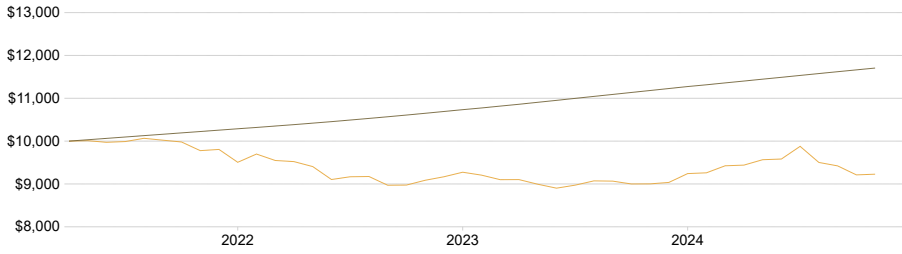


Asset Management

INVESTMENT OBJECTIVE AND STRATEGY

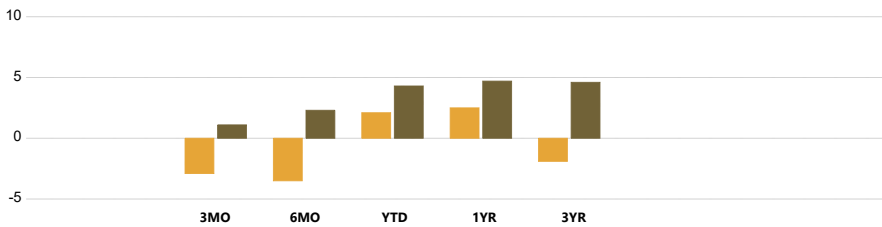
The Fund aims to primarily provide income and possible capital growth over medium to long term by investing in a portfolio of sukuk, Shariah-compliant equities and/or Islamic collective investment schemes and channel a portion of the income for waqf purposes. The Fund seeks to achieve its investment objective by investing between 30% to 70% of its NAV in MYR-denominated sukuk and between 30% to 70% of its NAV in Shariah-compliant equities and Shariah-compliant equity-related securities. Shariah-compliant equity-related securities here include Shariah-compliant warrants, rights issues, Shariah-compliant American Depositary Receipts and Shariah-compliant Global Depositary Receipts.

GROWTH OF \$10,000 INVESTMENT



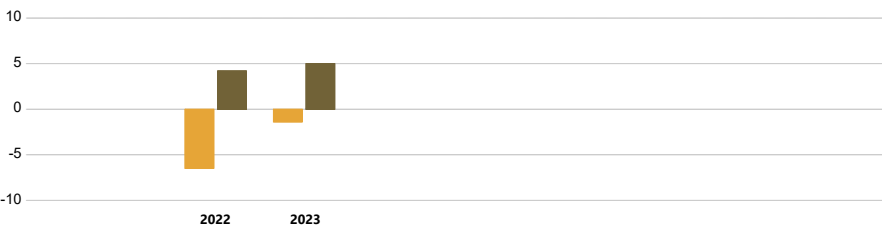
- Maybank Mixed Assets-I Waqf A
- Maybank 12 Months Islamic Fixed Deposit-I + 2 %

ANNUAL COMPOUND RETURNS



- Maybank Mixed Assets-I Waqf A
- Maybank 12 Months Islamic Fixed Deposit-I + 2 %

CALENDAR YEAR RETURNS



- Maybank Mixed Assets-I Waqf A
- Maybank 12 Months Islamic Fixed Deposit-I + 2 %

FUND DETAILS

Asset Type	Mixed Assets - Balanced
Lipper Classification	Mixed Asset MYR Bal - Malaysia
Inception Date	2021-05-03
Fund Base Currency	Malaysian Ringgit
Total Net Asset Value Base Currency (All Share Classes)	RM 503,303.73
Share Class Currency	Malaysian Ringgit
Share Class Size	RM 503,303.73
NAV (All data as at 2024-11-30)	RM 0.46
Net Expense Ratio (All data as at 2024-05-31)	7.23%
Minimum Initial Investment	RM 100.00
ISIN	MYU0100A1524
Bloomberg Ticker	MAMAWMM MK

LIPPER LEADERS (OVERALL)*

1

Total Return

1

Consistent Return

5

Preservation

Highest = 5 • 4 • 3 • 2 • 1 = Lowest

* Lipper Leaders (Overall) - All Ratings as of 2024-11-29 - Ratings for Total Return reflect funds' historical total return performance relative to peers. Ratings for Consistent Return reflect funds' historical risk-adjusted returns relative to peers. Lipper ratings for Preservation are relative, rather than absolute. Ratings for Tax Efficiency reflect funds' historical ability to postpone taxable distributions. Ratings for Expense reflect funds' expense minimization relative to peers. Lipper Leader Ratings DO NOT take into account the effects of sales charges. Ratings are based on an equal-weighted average of percentile ranks for each measure over 3-, 5-, and 10-year periods (if applicable). For more information please see the Disclaimer Page.

FUND MANAGEMENT

Fund Management Company

Name	Maybank Asset Management Sdn Bhd
Address	Level 12, Tower C, Dataran Maybank 1 Jalan Maarof KUALA LUMPUR 59000
Telephone	+603-22977888
Website	https://www.maybank-am.com.my/

Advisor Information

Investment Advisor	N/A
External Investment Manager	Maybank Islamic Asset Management Sdn Bhd

DISCLAIMER: This document contains key information you should know about Maybank Mixed Assets-I Waqf A. You can find more details in the fund's prospectus/information memorandum on our website <https://www.maybank-am.com.my>.

Before you invest in any fund, consider how the fund would work with your other investments and your tolerance for risk.

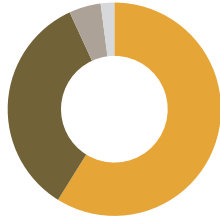
MAYBANK MIXED ASSETS-I WAQF A

All data as at 2024-11-30



Asset Management

ASSET ALLOCATION (%)



● Fixed Income	58.86
● Equity	34.25
● Cash	4.81
● Other	2.08

TOP 10 HOLDINGS (%)

Besraya (M) Sdn Bhd 5.36% 28-JUL-2028	10.39
DiGi Telecommunications Sdn Bhd 3.85% 27-JUN-2029	9.92
DRB-HICOM Bhd 5.05% 06-AUG-2031	8.33
Small Medium Enterprise Development Bank Malaysia Bhd 3.1% 31-JUL-2026	7.84
Cash and Cash Equivalents	4.81
Tenaga Nasional Bhd 4.98% 27-AUG-2038	4.35
MarketAxess Europe Ltd 5.32% 30-JUN-2031	4.08
Azrb Capital Sdn Bhd 5% 24-DEC-2026	3.99
Bank Pembangunan Malaysia Bhd 4.05% 06-JUN-2031	3.99
Azrb Capital Sdn Bhd 4.85% 26-DEC-2024	3.97

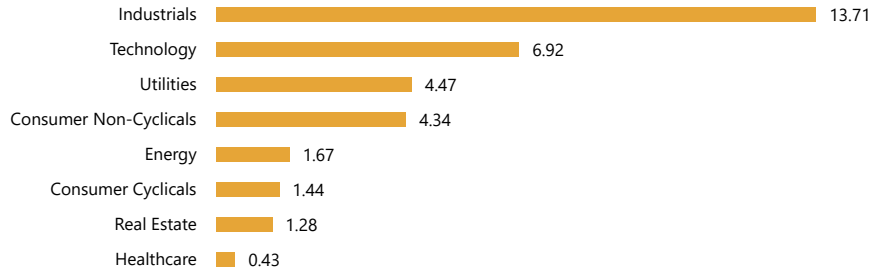
MAYBANK MIXED ASSETS-I WAQF A

All data as at 2024-11-30



Asset Management

SECTOR BREAKDOWN (%)



INCOME DISTRIBUTION HISTORY

Date	Gross (sen)	Yield (%)	Total yield (%)
N/A			

CREDIT RATINGS AS AT 2024-11-30

AAA	28.10 %
AA	30.76 %

Disclosures

The yield of the distributions are calculated based on the total dividend payout/ex-distribution NAV.

A Volatility Factor (VF) has been provided by Lipper. The VF means there is a possibility for the fund in generating an upside return or downside return around this VF. The Volatility Class (VC) is assigned by Lipper based on quintile ranks of VF for qualified funds. VF is subject to monthly revision and VC will be revised every six months. The fund's portfolio may have changed since this date and there is no guarantee that the fund will continue to have the same VF or VC in the future. Presently, only funds launched in the market for at least 36 months will display the VF and its VC.



Volatility Class	Volatility Banding
Very Low	$0 \leq \text{Volatility Factor} \leq 5.095$
Low	$5.095 < \text{Volatility Factor} \leq 9.145$
Moderate	$9.145 < \text{Volatility Factor} \leq 12.035$
High	$12.035 < \text{Volatility Factor} \leq$
Very High	Volatility Factor more than 16.275

The term "Maybank AM" used herein refers to Maybank Asset Management. This Fund Fact Sheet ("FFS") is for informational purpose only. You should seek your own financial advice from a licensed adviser before investing in this Fund. Maybank AM does not make any representations or warranties of any kind express or implied, about the completeness, accuracy, reliability, suitability or availability with respect to the information contained herein.

Investors are advised to read and understand the contents of the Prospectus/Information Memorandum and the Fund's Product Highlights Sheets ("PHS") before investing. The Prospectus/Information Memorandum and PHS are available at our nearest representative offices and investors have the right to request for a copy of the Prospectus/Information Memorandum and PHS. The Prospectus/Information Memorandum has been registered with the Securities Commission Malaysia who takes no responsibility for its contents.

You should be aware that investments in unit trust funds carry risks. An outline of the risks are contained in the Prospectus/Information Memorandum. Unit prices and income distribution, if any, may rise or fall. Past performance of a fund is not an indicative of future performance. Please consider the fees and charges involved before investing. Units will be issued upon receipt of completed application form accompanying the Prospectus/Information Memorandum and subject to terms and conditions therein.

In no event shall Maybank AM be liable for any loss or damages howsoever arising whether in contract, tort, negligence, strict liability or any other basis, including without limitation, direct or indirect, special, incidental, consequential or punitive damages arising i) from incompleteness, inaccuracy, unreliability, unsuitability or unavailability with respect to this FFS and/or reliance thereon; or ii) from reproduction or use of the information/copyright/trademark contained in the FFS.

SC's approval or authorisation, or the registration, lodgement or submission of the Prospectus/Information Memorandum does not amount to nor indicate that the SC has recommended or endorsed the Fund or the Fund Fact Sheet.