

MAMG GLOBAL DIVIDEND MYR

All data as at 2024-11-30
Asset Codes: MYU0100A7018

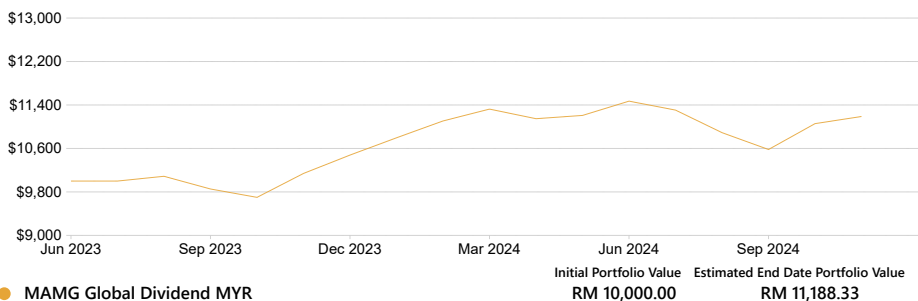


Asset Management

INVESTMENT OBJECTIVE AND STRATEGY

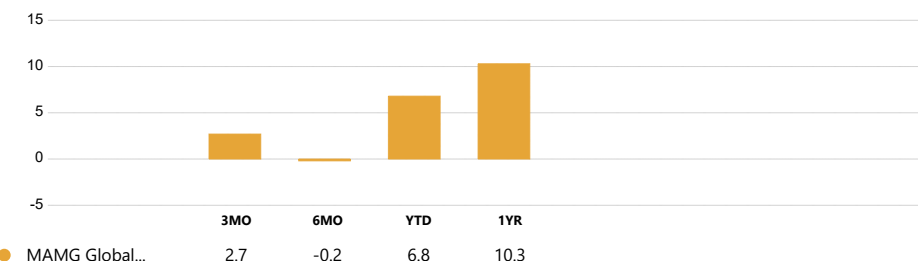
The Fund seeks to provide income and capital growth by investing in the Target Fund. The Fund seeks to achieve its investment objective by investing a minimum of 90% of its NAV into the JPMorgan Investment Funds-Global Dividend Fund Class C (Div) USD (the Target Fund). 2% - 10% of the Fund's NAV will be invested in liquid assets. The investment objective of the Target Fund is to provide long-term capital growth by investing primarily in companies, globally, that generate high and rising income.

GROWTH OF \$10,000 INVESTMENT



● MAMG Global Dividend MYR

ANNUAL COMPOUND RETURNS



● MAMG Global...

CALENDAR YEAR RETURNS

Not Available

ASSET ALLOCATION (%)

JPM Global Dividend C Div USD	94.37
Cash and Cash Equivalents	5.63

(TARGET FUND) TOP 10 HOLDINGS (%)

Microsoft Corp ORD	5.57
Taiwan Semiconductor Manufacturing Co Ltd ORD	3.17
Meta Platforms Inc ORD	2.91
Fidelity National Information Services Inc ORD	2.45
Otis Worldwide Corp ORD	2.35
Unitedhealth Group Inc ORD	2.26
LVMH Moet Hennessy Louis Vuitton SE ORD	2.14
McDonald's Corp ORD	2.14
Yum! Brands Inc ORD	2.04
Accenture PLC ORD	1.95

FUND DETAILS

Asset Type	Equity
Lipper Classification	Equity Global Income
Inception Date	2023-07-12
Feeder Fund Base Currency	US Dollar
Total Net Asset Value Base Currency (All Share Classes)	\$50,157,183.77
Share Class Currency	Malaysian Ringgit
Share Class Size	RM 136,349,274.59
Target Fund Base Currency	US Dollar
Target Fund Total Net Asset Value Base Currency (All Share Classes)	\$5,802,247,459.60
NAV (All data as at 2024-11-30)	RM 0.55
Net Expense Ratio (All data as at 2024-01-31)	0.65%
Minimum Initial Investment	RM 1,000.00
ISIN	MYU0100A7018
Bloomberg Ticker	MAGDMYR

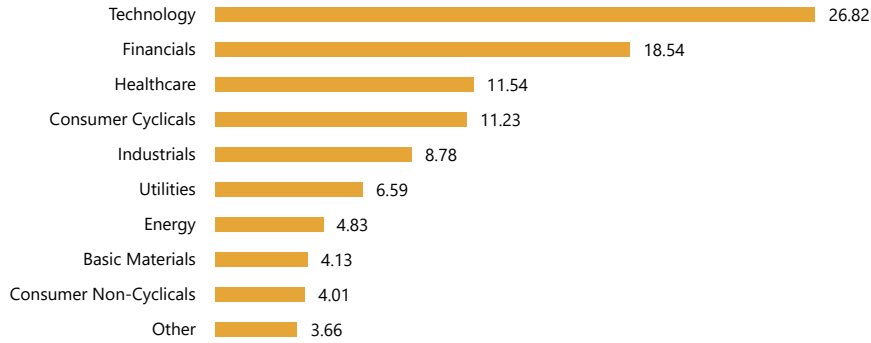
LIPPER LEADERS (OVERALL)*

Not Available

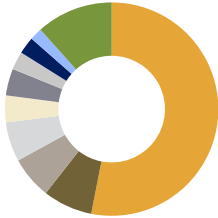
FUND MANAGEMENT

Fund Management Company	
Name	Maybank Asset Management Sdn Bhd
Address	Level 12, Tower C, Dataran Maybank 1 Jalan Maarof KUALA LUMPUR 59000
Telephone	+603-22977888
Website	https://www.maybank-am.com.my/
Advisor Information	
Investment Advisor	N/A
External Investment Manager	N/A

(TARGET FUND) SECTOR BREAKDOWN (%)



(TARGET FUND) GEOGRAPHIC BREAKDOWN (%)



United States	53.08
France	7.51
United Kingdom	6.42
Unidentified*	5.99
Taiwan	4.07
Japan	4.06
Singapore	2.76
Netherlands	2.59
Germany	1.89
Other	11.63

* Securities are categorized under the "Unidentified" bucket when their country of incorporation or domicile is not clearly available.

INCOME DISTRIBUTION HISTORY

Date	Gross (sen)	Yield (%)	Total yield (%)
2024-09-26	0.30	0.57	1.29
2024-07-26	0.20	0.36	1.29
2024-03-26	0.20	0.36	1.29

Disclosures

The yield of the distributions are calculated based on the total dividend payout/ex-distribution NAV.

The term "Maybank AM" used herein refers to Maybank Asset Management. This Fund Fact Sheet ("FFS") is for informational purpose only. You should seek your own financial advice from a licensed adviser before investing in this Fund. Maybank AM does not make any representations or warranties of any kind express or implied, about the completeness, accuracy, reliability, suitability or availability with respect to the information contained herein.

Investors are advised to read and understand the contents of the Prospectus/Information Memorandum and the Fund's Product Highlights Sheets ("PHS") before investing. The Prospectus/Information Memorandum and PHS are available at our nearest representative offices and investors have the right to request for a copy of the Prospectus/Information Memorandum and PHS. The Prospectus/Information Memorandum has been registered with the Securities Commission Malaysia who takes no responsibility for its contents.

You should be aware that investments in unit trust funds carry risks. An outline of the risks are contained in the Prospectus/Information Memorandum. Unit prices and income distribution, if any, may rise or fall. Past performance of a fund is not an indicative of future performance. Please consider the fees and charges involved before investing. Units will be issued upon receipt of completed application form accompanying the Prospectus/Information Memorandum and subject to terms and conditions therein.

In no event shall Maybank AM be liable for any loss or damages howsoever arising whether in contract, tort, negligence, strict liability or any other basis, including without limitation, direct or indirect, special, incidental, consequential or punitive damages arising i) from incompleteness, inaccuracy, unreliability, unsuitability or unavailability with respect to this FFS and/or reliance thereon; or ii) from reproduction or use of the information/copyright/trademark contained in the FFS.

SC's approval or authorisation, or the registration, lodgement or submission of the Prospectus/Information Memorandum does not amount to nor indicate that the SC has recommended or endorsed the Fund or the Fund Fact Sheet.

MAMG GLOBAL DIVIDEND MYR H

All data as at 2024-11-30
Asset Codes: MYU0100A7026

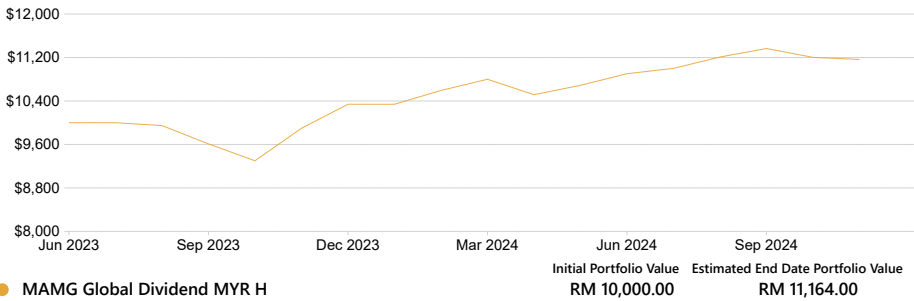


Asset Management

INVESTMENT OBJECTIVE AND STRATEGY

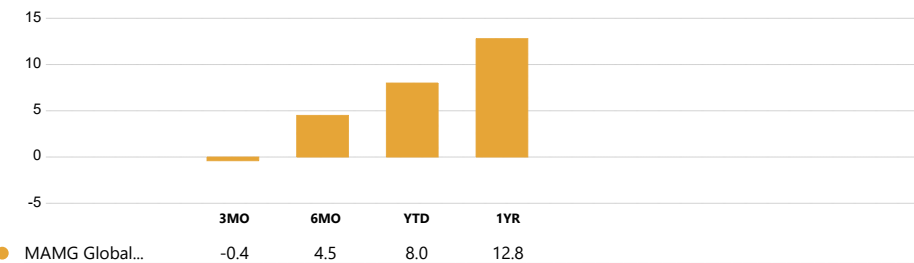
The Fund seeks to provide income and capital growth by investing in the Target Fund. The Fund seeks to achieve its investment objective by investing a minimum of 90% of its NAV into the JPMorgan Investment Funds-Global Dividend Fund Class C (Div) USD (the Target Fund). 2% - 10% of the Fund's NAV will be invested in liquid assets. The investment objective of the Target Fund is to provide long-term capital growth by investing primarily in companies, globally, that generate high and rising income.

GROWTH OF \$10,000 INVESTMENT



● MAMG Global Dividend MYR H

ANNUAL COMPOUND RETURNS



● MAMG Global...

CALENDAR YEAR RETURNS

Not Available

ASSET ALLOCATION (%)

JPM Global Dividend C Div USD	94.37
Cash and Cash Equivalents	5.63

(TARGET FUND) TOP 10 HOLDINGS (%)

Microsoft Corp ORD	5.57
Taiwan Semiconductor Manufacturing Co Ltd ORD	3.17
Meta Platforms Inc ORD	2.91
Fidelity National Information Services Inc ORD	2.45
Otis Worldwide Corp ORD	2.35
Unitedhealth Group Inc ORD	2.26
LVMH Moet Hennessy Louis Vuitton SE ORD	2.14
McDonald's Corp ORD	2.14
Yum! Brands Inc ORD	2.04
Accenture PLC ORD	1.95

FUND DETAILS

Asset Type	Equity
Lipper Classification	Equity Global Income
Inception Date	2023-07-12
Feeder Fund Base Currency	US Dollar
Total Net Asset Value Base Currency (All Share Classes)	\$50,157,183.77
Share Class Currency	Malaysian Ringgit
Share Class Size	RM 55,719,022.52
Target Fund Base Currency	US Dollar
Target Fund Total Net Asset Value Base Currency (All Share Classes)	\$5,802,247,459.60
NAV (All data as at 2024-11-30)	RM 0.55
Net Expense Ratio (All data as at 2024-01-31)	0.65%
Minimum Initial Investment	RM 1,000.00
ISIN	MYU0100A7026
Bloomberg Ticker	MAGDMYH

LIPPER LEADERS (OVERALL)*

Not Available

FUND MANAGEMENT

Fund Management Company	
Name	Maybank Asset Management Sdn Bhd
Address	Level 12, Tower C, Dataran Maybank 1 Jalan Maarof KUALA LUMPUR 59000
Telephone	+603-22977888
Website	https://www.maybank-am.com.my/

Advisor Information

Investment Advisor	N/A
External Investment Manager	N/A

DISCLAIMER: This document contains key information you should know about MAMG Global Dividend MYR H. You can find more details in the fund's prospectus/information memorandum on our website <https://www.maybank-am.com.my>.

Before you invest in any fund, consider how the fund would work with your other investments and your tolerance for risk.

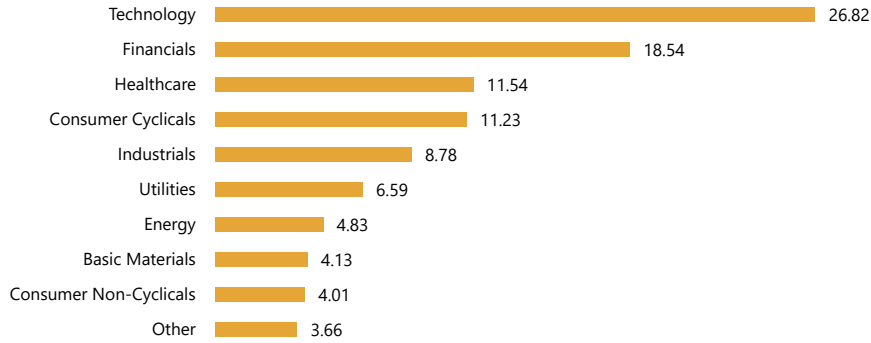
MAMG GLOBAL DIVIDEND MYR H

All data as at 2024-11-30

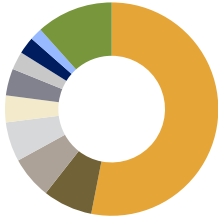


Asset Management

(TARGET FUND) SECTOR BREAKDOWN (%)



(TARGET FUND) GEOGRAPHIC BREAKDOWN (%)



United States	53.08
France	7.51
United Kingdom	6.42
Unidentified*	5.99
Taiwan	4.07
Japan	4.06
Singapore	2.76
Netherlands	2.59
Germany	1.89
Other	11.63

* Securities are categorized under the "Unidentified" bucket when their country of incorporation or domicile is not clearly available.

INCOME DISTRIBUTION HISTORY

Date	Gross (sen)	Yield (%)	Total yield (%)
2024-09-26	0.80	1.43	1.81
2024-07-26	0.20	0.37	1.81

Disclosures

The yield of the distributions are calculated based on the total dividend payout/ex-distribution NAV.

The term "Maybank AM" used herein refers to Maybank Asset Management. This Fund Fact Sheet ("FFS") is for informational purpose only. You should seek your own financial advice from a licensed adviser before investing in this Fund. Maybank AM does not make any representations or warranties of any kind express or implied, about the completeness, accuracy, reliability, suitability or availability with respect to the information contained herein.

Investors are advised to read and understand the contents of the Prospectus/Information Memorandum and the Fund's Product Highlights Sheets ("PHS") before investing. The Prospectus/Information Memorandum and PHS are available at our nearest representative offices and investors have the right to request for a copy of the Prospectus/Information Memorandum and PHS. The Prospectus/Information Memorandum has been registered with the Securities Commission Malaysia who takes no responsibility for its contents.

You should be aware that investments in unit trust funds carry risks. An outline of the risks are contained in the Prospectus/Information Memorandum. Unit prices and income distribution, if any, may rise or fall. Past performance of a fund is not an indicative of future performance. Please consider the fees and charges involved before investing. Units will be issued upon receipt of completed application form accompanying the Prospectus/Information Memorandum and subject to terms and conditions therein.

In no event shall Maybank AM be liable for any loss or damages howsoever arising whether in contract, tort, negligence, strict liability or any other basis, including without limitation, direct or indirect, special, incidental, consequential or punitive damages arising i) from incompleteness, inaccuracy, unreliability, unsuitability or unavailability with respect to this FFS and/or reliance thereon; or ii) from reproduction or use of the information/copyright/trademark contained in the FFS.

SC's approval or authorisation, or the registration, lodgement or submission of the Prospectus/Information Memorandum does not amount to nor indicate that the SC has recommended or endorsed the Fund or the Fund Fact Sheet.

MAMG GLOBAL DIVIDEND SGD H

All data as at 2024-11-30
Asset Codes: MYU0100A7059

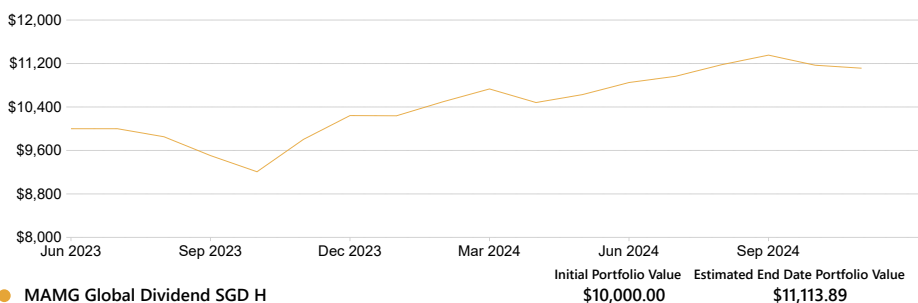


Asset Management

INVESTMENT OBJECTIVE AND STRATEGY

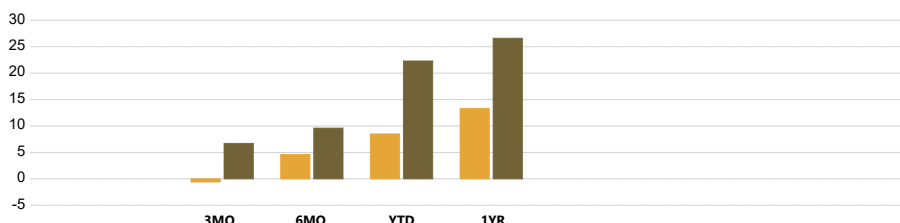
The Fund seeks to provide income and capital growth by investing in the Target Fund. The Fund seeks to achieve its investment objective by investing a minimum of 90% of its NAV into the JPMorgan Investment Funds-Global Dividend Fund Class C (Div) USD (the Target Fund). 2% - 10% of the Fund's NAV will be invested in liquid assets. The investment objective of the Target Fund is to provide long-term capital growth by investing primarily in companies, globally, that generate high and rising income.

GROWTH OF \$10,000 INVESTMENT



● MAMG Global Dividend SGD H

ANNUAL COMPOUND RETURNS



● MAMG Global... -0.6 4.6 8.5 13.3
● MSCI AC World NR USD 6.7 9.6 22.3 26.6

CALENDAR YEAR RETURNS

Not Available

ASSET ALLOCATION (%)

JPM Global Dividend C Div USD	94.37
Cash and Cash Equivalents	5.63

(TARGET FUND) TOP 10 HOLDINGS (%)

Microsoft Corp ORD	5.57
Taiwan Semiconductor Manufacturing Co Ltd ORD	3.17
Meta Platforms Inc ORD	2.91
Fidelity National Information Services Inc ORD	2.45
Otis Worldwide Corp ORD	2.35
Unitedhealth Group Inc ORD	2.26
LVMH Moet Hennessy Louis Vuitton SE ORD	2.14
McDonald's Corp ORD	2.14
Yum! Brands Inc ORD	2.04
Accenture PLC ORD	1.95

FUND DETAILS

Asset Type	Equity
Lipper Classification	Equity Global Income
Inception Date	2023-07-12
Feeder Fund Base Currency	US Dollar
Total Net Asset Value Base Currency (All Share Classes)	\$50,157,183.77
Share Class Currency	Singapore Dollar
Share Class Size	\$3,111,551.90
Target Fund Base Currency	US Dollar
Target Fund Total Net Asset Value Base Currency (All Share Classes)	\$5,802,247,459.60
NAV (All data as at 2024-11-30)	\$0.55
Net Expense Ratio (All data as at 2024-01-31)	0.65%
Minimum Initial Investment	\$1,000.00
ISIN	MYU0100A7059
Bloomberg Ticker	MAGDSGH

LIPPER LEADERS (OVERALL)*

Not Available

FUND MANAGEMENT

Fund Management Company	
Name	Maybank Asset Management Sdn Bhd
Address	Level 12, Tower C, Dataran Maybank 1 Jalan Maarof KUALA LUMPUR 59000
Telephone	+603-22977888
Website	https://www.maybank-am.com.my/
Advisor Information	
Investment Advisor	N/A
External Investment Manager	N/A

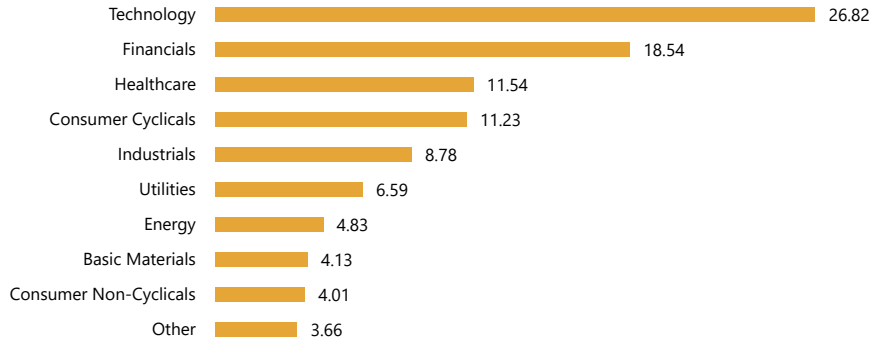
MAMG GLOBAL DIVIDEND SGD H

All data as at 2024-11-30

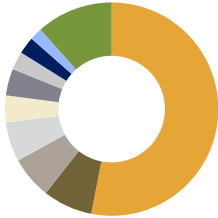


Asset Management

(TARGET FUND) SECTOR BREAKDOWN (%)



(TARGET FUND) GEOGRAPHIC BREAKDOWN (%)



United States	53.08
France	7.51
United Kingdom	6.42
Unidentified*	5.99
Taiwan	4.07
Japan	4.06
Singapore	2.76
Netherlands	2.59
Germany	1.89
Other	11.63

* Securities are categorized under the "Unidentified" bucket when their country of incorporation or domicile is not clearly available.

INCOME DISTRIBUTION HISTORY

Date	Gross (sen)	Yield (%)	Total yield (%)
2024-09-26	0.80	1.44	1.91
2024-07-26	0.20	0.37	1.91
2024-03-26	0.05	0.09	1.91

Disclosures

The yield of the distributions are calculated based on the total dividend payout/ex-distribution NAV.

The term "Maybank AM" used herein refers to Maybank Asset Management. This Fund Fact Sheet ("FFS") is for informational purpose only. You should seek your own financial advice from a licensed adviser before investing in this Fund. Maybank AM does not make any representations or warranties of any kind express or implied, about the completeness, accuracy, reliability, suitability or availability with respect to the information contained herein.

Investors are advised to read and understand the contents of the Prospectus/Information Memorandum and the Fund's Product Highlights Sheets ("PHS") before investing. The Prospectus/Information Memorandum and PHS are available at our nearest representative offices and investors have the right to request for a copy of the Prospectus/Information Memorandum and PHS. The Prospectus/Information Memorandum has been registered with the Securities Commission Malaysia who takes no responsibility for its contents.

You should be aware that investments in unit trust funds carry risks. An outline of the risks are contained in the Prospectus/Information Memorandum. Unit prices and income distribution, if any, may rise or fall. Past performance of a fund is not an indicative of future performance. Please consider the fees and charges involved before investing. Units will be issued upon receipt of completed application form accompanying the Prospectus/Information Memorandum and subject to terms and conditions therein.

In no event shall Maybank AM be liable for any loss or damages howsoever arising whether in contract, tort, negligence, strict liability or any other basis, including without limitation, direct or indirect, special, incidental, consequential or punitive damages arising i) from incompleteness, inaccuracy, unreliability, unsuitability or unavailability with respect to this FFS and/or reliance thereon; or ii) from reproduction or use of the information/copyright/trademark contained in the FFS.

SC's approval or authorisation, or the registration, lodgement or submission of the Prospectus/Information Memorandum does not amount to nor indicate that the SC has recommended or endorsed the Fund or the Fund Fact Sheet.

MAMG GLOBAL DIVIDEND AUD H

All data as at 2024-11-30
Asset Codes: MYU0100A7042

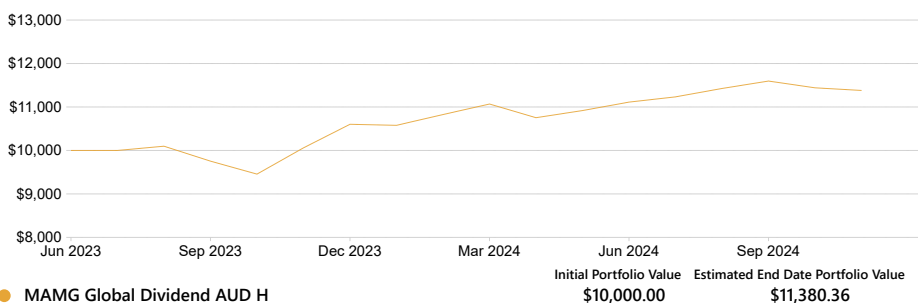


Asset Management

INVESTMENT OBJECTIVE AND STRATEGY

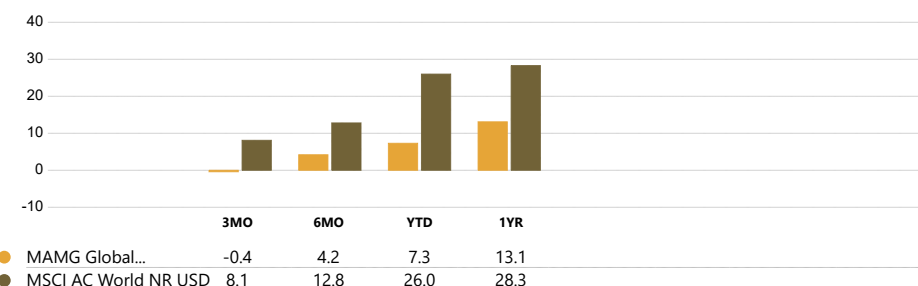
The Fund seeks to provide income and capital growth by investing in the Target Fund. The Fund seeks to achieve its investment objective by investing a minimum of 90% of its NAV into the JPMorgan Investment Funds-Global Dividend Fund Class C (Div) USD (the Target Fund). 2% - 10% of the Fund's NAV will be invested in liquid assets. The investment objective of the Target Fund is to provide long-term capital growth by investing primarily in companies, globally, that generate high and rising income.

GROWTH OF \$10,000 INVESTMENT



● MAMG Global Dividend AUD H

ANNUAL COMPOUND RETURNS



CALENDAR YEAR RETURNS

Not Available

ASSET ALLOCATION (%)

JPM Global Dividend C Div USD	94.37
Cash and Cash Equivalents	5.63

(TARGET FUND) TOP 10 HOLDINGS (%)

Microsoft Corp ORD	5.57
Taiwan Semiconductor Manufacturing Co Ltd ORD	3.17
Meta Platforms Inc ORD	2.91
Fidelity National Information Services Inc ORD	2.45
Otis Worldwide Corp ORD	2.35
Unitedhealth Group Inc ORD	2.26
LVMH Moet Hennessy Louis Vuitton SE ORD	2.14
McDonald's Corp ORD	2.14
Yum! Brands Inc ORD	2.04
Accenture PLC ORD	1.95

FUND DETAILS

Asset Type	Equity
Lipper Classification	Equity Global Income
Inception Date	2023-07-12
Feeder Fund Base Currency	US Dollar
Total Net Asset Value Base Currency (All Share Classes)	\$50,157,183.77
Share Class Currency	Australian Dollar
Share Class Size	\$ 4,615,252.40
Target Fund Base Currency	US Dollar
Target Fund Total Net Asset Value Base Currency (All Share Classes)	\$5,802,247,459.60
NAV (All data as at 2024-11-30)	\$0.56
Net Expense Ratio (All data as at 2024-01-31)	0.65%
Minimum Initial Investment	\$1,000.00
ISIN	MYU0100A7042
Bloomberg Ticker	MAGDAUH

LIPPER LEADERS (OVERALL)*

Not Available

FUND MANAGEMENT

Fund Management Company	
Name	Maybank Asset Management Sdn Bhd
Address	Level 12, Tower C, Dataran Maybank 1 Jalan Maarof KUALA LUMPUR 59000
Telephone	+603-22977888
Website	https://www.maybank-am.com.my/
Advisor Information	
Investment Advisor	N/A
External Investment Manager	N/A

DISCLAIMER: This document contains key information you should know about MAMG Global Dividend AUD H. You can find more details in the fund's prospectus/information memorandum on our website <https://www.maybank-am.com.my>.

Before you invest in any fund, consider how the fund would work with your other investments and your tolerance for risk.

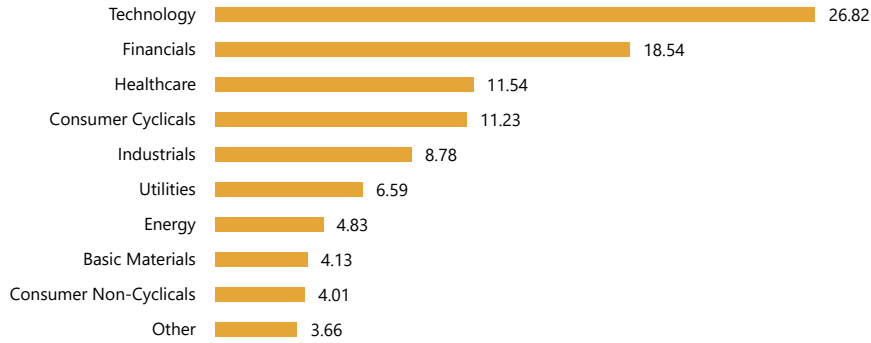
MAMG GLOBAL DIVIDEND AUD H

All data as at 2024-11-30

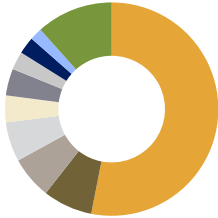


Asset Management

(TARGET FUND) SECTOR BREAKDOWN (%)



(TARGET FUND) GEOGRAPHIC BREAKDOWN (%)



United States	53.08
France	7.51
United Kingdom	6.42
Unidentified*	5.99
Taiwan	4.07
Japan	4.06
Singapore	2.76
Netherlands	2.59
Germany	1.89
Other	11.63

* Securities are categorized under the "Unidentified" bucket when their country of incorporation or domicile is not clearly available.

INCOME DISTRIBUTION HISTORY

Date	Gross (sen)	Yield (%)	Total yield (%)
2024-09-26	0.31	0.54	1.07
2024-07-26	0.20	0.36	1.07
2024-03-26	0.09	0.16	1.07

Disclosures

The yield of the distributions are calculated based on the total dividend payout/ex-distribution NAV.

The term "Maybank AM" used herein refers to Maybank Asset Management. This Fund Fact Sheet ("FFS") is for informational purpose only. You should seek your own financial advice from a licensed adviser before investing in this Fund. Maybank AM does not make any representations or warranties of any kind express or implied, about the completeness, accuracy, reliability, suitability or availability with respect to the information contained herein.

Investors are advised to read and understand the contents of the Prospectus/Information Memorandum and the Fund's Product Highlights Sheets ("PHS") before investing. The Prospectus/Information Memorandum and PHS are available at our nearest representative offices and investors have the right to request for a copy of the Prospectus/Information Memorandum and PHS. The Prospectus/Information Memorandum has been registered with the Securities Commission Malaysia who takes no responsibility for its contents.

You should be aware that investments in unit trust funds carry risks. An outline of the risks are contained in the Prospectus/Information Memorandum. Unit prices and income distribution, if any, may rise or fall. Past performance of a fund is not an indicative of future performance. Please consider the fees and charges involved before investing. Units will be issued upon receipt of completed application form accompanying the Prospectus/Information Memorandum and subject to terms and conditions therein.

In no event shall Maybank AM be liable for any loss or damages howsoever arising whether in contract, tort, negligence, strict liability or any other basis, including without limitation, direct or indirect, special, incidental, consequential or punitive damages arising i) from incompleteness, inaccuracy, unreliability, unsuitability or unavailability with respect to this FFS and/or reliance thereon; or ii) from reproduction or use of the information/copyright/trademark contained in the FFS.

SC's approval or authorisation, or the registration, lodgement or submission of the Prospectus/Information Memorandum does not amount to nor indicate that the SC has recommended or endorsed the Fund or the Fund Fact Sheet.

MAMG GLOBAL DIVIDEND USD

All data as at 2024-11-30
Asset Codes: MYU0100A7034

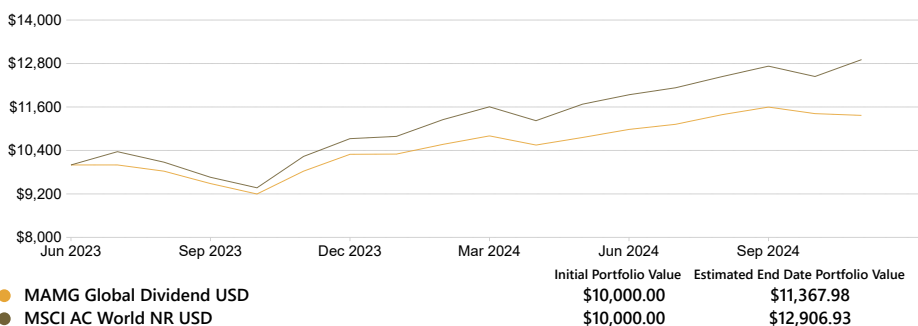


Asset Management

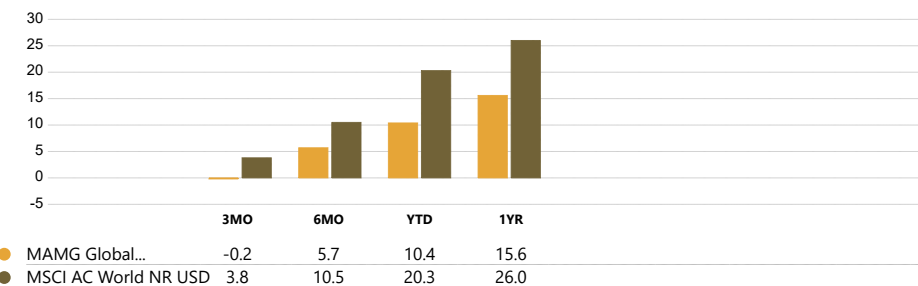
INVESTMENT OBJECTIVE AND STRATEGY

The Fund seeks to provide income and capital growth by investing in the Target Fund. The Fund seeks to achieve its investment objective by investing a minimum of 90% of its NAV into the JPMorgan Investment Funds-Global Dividend Fund Class C (Div) USD (the Target Fund). 2% - 10% of the Fund's NAV will be invested in liquid assets. The investment objective of the Target Fund is to provide long-term capital growth by investing primarily in companies, globally, that generate high and rising income.

GROWTH OF \$10,000 INVESTMENT



ANNUAL COMPOUND RETURNS



CALENDAR YEAR RETURNS

Not Available

ASSET ALLOCATION (%)

JPM Global Dividend C Div USD	94.37
Cash and Cash Equivalents	5.63

(TARGET FUND) TOP 10 HOLDINGS (%)

Microsoft Corp ORD	5.57
Taiwan Semiconductor Manufacturing Co Ltd ORD	3.17
Meta Platforms Inc ORD	2.91
Fidelity National Information Services Inc ORD	2.45
Otis Worldwide Corp ORD	2.35
Unitedhealth Group Inc ORD	2.26
LVMH Moet Hennessy Louis Vuitton SE ORD	2.14
McDonald's Corp ORD	2.14
Yum! Brands Inc ORD	2.04
Accenture PLC ORD	1.95

FUND DETAILS

Asset Type	Equity
Lipper Classification	Equity Global Income
Inception Date	2023-07-12
Feeder Fund Base Currency	US Dollar
Total Net Asset Value Base Currency (All Share Classes)	\$50,157,183.77
Share Class Currency	US Dollar
Share Class Size	\$1,619,938.70
Target Fund Base Currency	US Dollar
Target Fund Total Net Asset Value Base Currency (All Share Classes)	\$5,802,247,459.60
NAV (All data as at 2024-11-30)	\$0.56
Net Expense Ratio (All data as at 2024-01-31)	0.65%
Minimum Initial Investment	\$1,000.00
ISIN	MYU0100A7034
Bloomberg Ticker	MAGDUSD

LIPPER LEADERS (OVERALL)*

Not Available

FUND MANAGEMENT

Fund Management Company	
Name	Maybank Asset Management Sdn Bhd
Address	Level 12, Tower C, Dataran Maybank 1 Jalan Maarof KUALA LUMPUR 59000
Telephone	+603-22977888
Website	https://www.maybank-am.com.my/
Advisor Information	
Investment Advisor	N/A
External Investment Manager	N/A

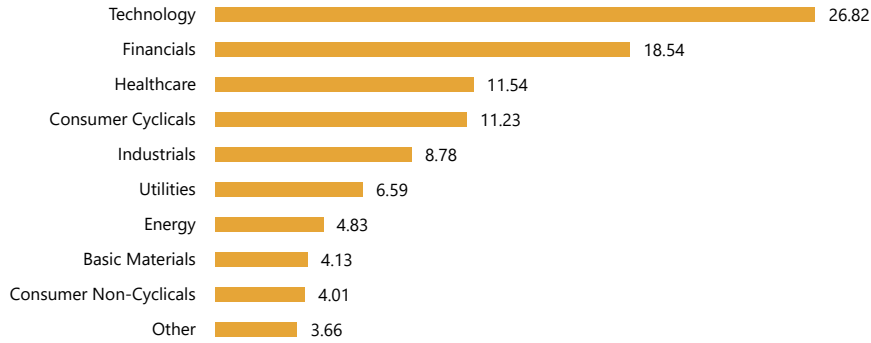
MAMG GLOBAL DIVIDEND USD

All data as at 2024-11-30

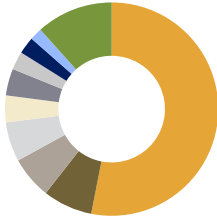


Asset Management

(TARGET FUND) SECTOR BREAKDOWN (%)



(TARGET FUND) GEOGRAPHIC BREAKDOWN (%)



United States	53.08
France	7.51
United Kingdom	6.42
Unidentified*	5.99
Taiwan	4.07
Japan	4.06
Singapore	2.76
Netherlands	2.59
Germany	1.89
Other	11.63

* Securities are categorized under the "Unidentified" bucket when their country of incorporation or domicile is not clearly available.

INCOME DISTRIBUTION HISTORY

Date	Gross (sen)	Yield (%)	Total yield (%)
2024-09-26	0.40	0.70	1.45
2024-07-26	0.20	0.37	1.45
2024-03-26	0.20	0.37	1.45

Disclosures

The yield of the distributions are calculated based on the total dividend payout/ex-distribution NAV.

The term "Maybank AM" used herein refers to Maybank Asset Management. This Fund Fact Sheet ("FFS") is for informational purpose only. You should seek your own financial advice from a licensed adviser before investing in this Fund. Maybank AM does not make any representations or warranties of any kind express or implied, about the completeness, accuracy, reliability, suitability or availability with respect to the information contained herein.

Investors are advised to read and understand the contents of the Prospectus/Information Memorandum and the Fund's Product Highlights Sheets ("PHS") before investing. The Prospectus/Information Memorandum and PHS are available at our nearest representative offices and investors have the right to request for a copy of the Prospectus/Information Memorandum and PHS. The Prospectus/Information Memorandum has been registered with the Securities Commission Malaysia who takes no responsibility for its contents.

You should be aware that investments in unit trust funds carry risks. An outline of the risks are contained in the Prospectus/Information Memorandum. Unit prices and income distribution, if any, may rise or fall. Past performance of a fund is not an indicative of future performance. Please consider the fees and charges involved before investing. Units will be issued upon receipt of completed application form accompanying the Prospectus/Information Memorandum and subject to terms and conditions therein.

In no event shall Maybank AM be liable for any loss or damages howsoever arising whether in contract, tort, negligence, strict liability or any other basis, including without limitation, direct or indirect, special, incidental, consequential or punitive damages arising i) from incompleteness, inaccuracy, unreliability, unsuitability or unavailability with respect to this FFS and/or reliance thereon; or ii) from reproduction or use of the information/copyright/trademark contained in the FFS.

SC's approval or authorisation, or the registration, lodgement or submission of the Prospectus/Information Memorandum does not amount to nor indicate that the SC has recommended or endorsed the Fund or the Fund Fact Sheet.