

**FUND OBJECTIVE**

The MAMG Inverse ETF Fund - MYR Class ("MINETFMYR" or "the Fund") is a feeder fund (wholesale) that seeks daily investment results, before fees and expenses, that correspond to the daily performance of the ProShares Short S&P500® ("Target Fund").

**FUND INFORMATION**

**Fund Category**  
Feeder Fund (wholesale)

**Fund Type**  
Inverse Exchange Traded Funds ("ETF")

**Launch Date**  
6-Sep-23

**Benchmark**  
The Fund does not have a performance benchmark.

**NAV Per Unit**  
RM 0.5000

**Class Size**  
RM 0.00 million

**Feeder Fund (Total Size)**  
RM 0.26 million

**Target Fund Size**  
USD 987.84 million

**Distribution Policy**  
Distribution, if any, shall be incidental and at the discretion of the Manager.

**Initial Offer Price (IOP)**  
RM0.5000

**Sales Charge**  
Up to 1.00% of the NAV per Unit

**Redemption Charge**  
Nil

**Annual Management Fee**  
Up to 0.50% per annum of the NAV of each Class, calculated and accrued daily in the Base Currency, and payable monthly to Manager.

**Annual Trustee Fee**  
Up to 0.03% per annum of the NAV of the Fund (excluding foreign custodian fees and charges), calculated and accrued daily in the Base Currency and payable monthly to the Trustee.

**Min. Initial Investment**  
RM5,000 or such other lower amount or number of Units (as the case may be) as may be decided by the Manager from time to time.

**Min. Additional Investment**  
RM1,000 or such other lower amount or number of Units (as the case may be) as may be decided by the Manager from time to time.

**Cut-off time for injection / Withdrawal**  
4.00 p.m. on a Business Day as stated in Prospectus / Information Memorandum. Do note that times may differ from respective distributors.

**Period of payment after withdrawal**  
Within 9 business days

**Financial Year End**  
31-Jan

**Performance Record as at 31-May-24**

Not Applicable


\*\*Performance record from 21 Sep 23 - 31 May 24, income reinvested, calculated in MYR  
\*\* Inclusive of distribution since inception (if any)  
Source: Novagmi Analytics and Advisory Sdn. Bhd.

**Performance (%) Return as at 31-May-24**

Total Return	YTD	1 Mth	3 Mth	6 Mth	1 Yr	3 Yr	5 Yr	SI
Fund	-	-	-	-	-	-	-	-
	Annualised Return			Calendar Year Return				
	3 Yr	5 Yr	SI	2023	2022	2021	2020	2019
Fund	-	-	-	-	-	-	-	-

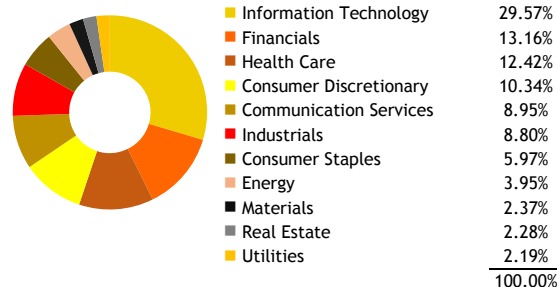
Source: Novagmi Analytics and Advisory Sdn. Bhd.

**Asset Allocation (Feeder Fund) as at 31-May-24**



Source: Maybank Asset Management Sdn. Bhd.

**Sector Allocation (Target Fund) as at 31-May-24**



Source: The ProShares Short S&P500®

**Top 10 Holdings (Target Fund) as at 31-May-24**

MICROSOFT CORP.	7.09%
APPLE INC.	5.65%
NVIDIA CORP.	5.06%
AMAZON.COM INC.	3.74%
META PLATFORMS INC.-CLASS A	2.42%
ALPHABET INC.-CLASS A	2.02%
BERKSHIRE HATHAWAY INC.-CLASS B	1.74%
ALPHABET INC.-CLASS C	1.70%
ELI LILLY & CO.	1.41%
BROADCOM INC.	1.32%

Source: The ProShares Short S&P500®

The yield of the distributions are calculated based on the total dividend payout/ex-distribution NAV.

The term "Maybank AM" used herein refers to Maybank Asset Management. This Fund Fact Sheet ("FFS") is for informational purpose only. You should seek your own financial advice from a licensed adviser before investing in this Fund. Maybank AM does not make any representations or warranties of any kind express or implied, about the completeness, accuracy, reliability, suitability or availability with respect to the information contained herein.

Investors are advised to read and understand the contents of the Information Memorandum dated 06 September 2023 and the Fund's Product Highlights Sheets ("PHS") before investing. The Information Memorandum and PHS are available at our nearest representative offices and investors have the right to request for a copy of the Information Memorandum and PHS. The Information Memorandum has been lodged with the Securities Commission Malaysia who takes no responsibility for its contents.

You should be aware that investments in wholesale funds carry risks. An outline of the risks are contained in the Information Memorandum. Unit prices and income distribution, if any, may rise or fall. Past performance of a fund is not an indicative of future performance. Please consider the fees and charges involved before investing. Units will be issued upon receipt of completed application form accompanying the Information Memorandum and subject to terms and conditions therein.

In no event shall Maybank AM be liable for any loss or damages howsoever arising whether in contract, tort, negligence, strict liability or any other basis, including without limitation, direct or indirect, special, incidental, consequential or punitive damages arising i) from incompleteness, inaccuracy, unreliability, unsuitability or unavailability with respect to this FFS and/or reliance thereon; or ii) from reproduction or use of the information/copyright/trademark contained in the FFS.

SC's approval or authorisation, or the registration, lodgement or submission of the Prospectus/ Information Memorandum does not amount to nor indicate that the SC has recommended or endorsed the Fund or the Fund Fact Sheet.

**FUND OBJECTIVE**

The MAMG Inverse ETF Fund - MYR (Hedged) Class ("MINETFMYRH" or "the Fund") is a feeder fund (wholesale) that seeks daily investment results, before fees and expenses, that correspond to the daily performance of the ProShares Short S&P500® ("Target Fund").

**FUND INFORMATION**

**Fund Category**

Feeder Fund (wholesale)

**Fund Type**

Inverse Exchange Traded Funds ("ETF")

**Launch Date**

6-Sep-23

**Benchmark**

The Fund does not have a performance benchmark.

**NAV Per Unit**

RM 0.4444

**Class Size**

RM 0.10 million

**Feeder Fund (Total Size)**

RM 0.26 million

**Target Fund Size**

USD 987.84 million

**Distribution Policy**

Distribution, if any, shall be incidental and at the discretion of the Manager.

**Initial Offer Price (IOP)**

RM0.5000

**Sales Charge**

Up to 1.00% of the NAV per Unit

**Redemption Charge**

Nil

**Annual Management Fee**

Up to 0.50% per annum of the NAV of each Class, calculated and accrued daily in the Base Currency, and payable monthly to Manager.

**Annual Trustee Fee**

Up to 0.03% per annum of the NAV of the Fund (excluding foreign custodian fees and charges), calculated and accrued daily in the Base Currency and payable monthly to the Trustee.

**Min. Initial Investment**

RM5,000 or such other lower amount or number of Units (as the case may be) as may be decided by the Manager from time to time.

**Min. Additional Investment**

RM1,000 or such other lower amount or number of Units (as the case may be) as may be decided by the Manager from time to time.

**Cut-off time for injection / Withdrawal**

4.00 p.m. on a Business Day as stated in Prospectus / Information Memorandum. Do note that times may differ from respective distributors.

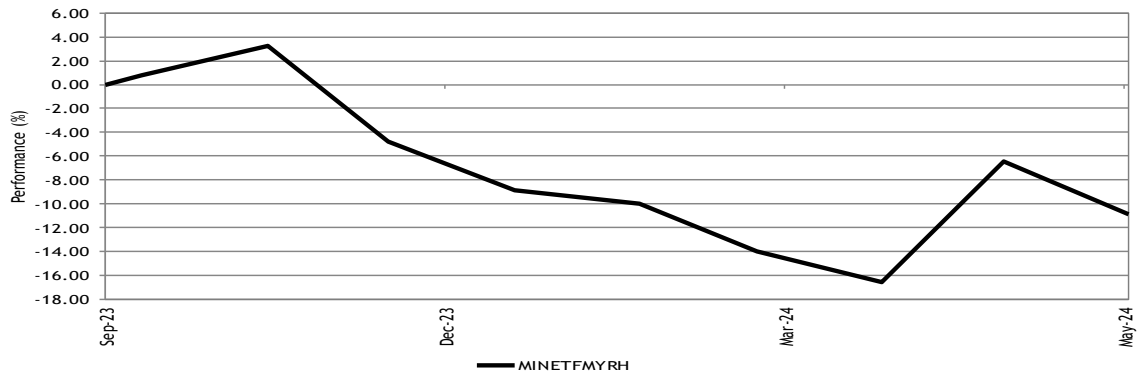
**Period of payment after withdrawal**

Within 9 business days

**Financial Year End**

31-Jan

**Performance Record as at 31-May-24**



\*\*Performance record from 21 Sep 23 - 31 May 24, income reinvested, calculated in MYR

\*\* Inclusive of distribution since inception (if any)

Source: Novagni Analytics and Advisory Sdn. Bhd.

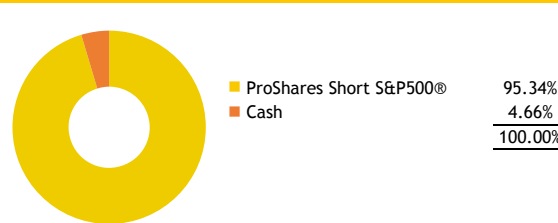
**Performance (%) Return as at 31-May-24**

Total Return	YTD	1 Mth	3 Mth	6 Mth	1 Yr	3 Yr	5 Yr	SI
Fund	-2.22	-4.76	3.59	-6.40	-	-	-	-10.87
	Annualised Return			Calendar Year Return				
	3 Yr	5 Yr	SI	2023*	2022	2021	2020	2019
Fund	-	-	-	-8.84	-	-	-	-

\*since commencement till 31 Dec 2023

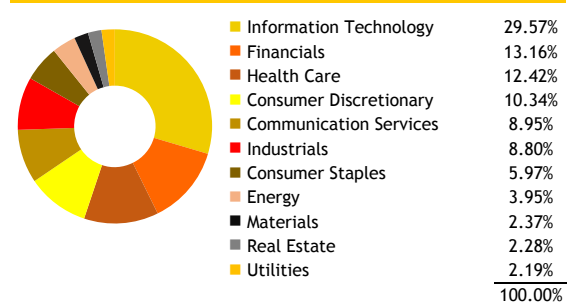
Source: Novagni Analytics and Advisory Sdn. Bhd.

**Asset Allocation (Feeder Fund) as at 31-May-24**



Source: Maybank Asset Management Sdn. Bhd.

**Sector Allocation (Target Fund) as at 31-May-24**



Source: The ProShares Short S&P500®

**Top 10 Holdings (Target Fund) as at 31-May-24**

MICROSOFT CORP.	7.09%
APPLE INC.	5.65%
NVIDIA CORP.	5.06%
AMAZON.COM INC.	3.74%
META PLATFORMS INC.-CLASS A	2.42%
ALPHABET INC.-CLASS A	2.02%
BERKSHIRE HATHAWAY INC.-CLASS B	1.74%
ALPHABET INC.-CLASS C	1.70%
ELI LILLY & CO.	1.41%
BROADCOM INC.	1.32%

Source: The ProShares Short S&P500®

The yield of the distributions are calculated based on the total dividend payout/ex-distribution NAV.

The term "Maybank AM" used herein refers to Maybank Asset Management. This Fund Fact Sheet ("FFS") is for informational purpose only. You should seek your own financial advice from a licensed adviser before investing in this Fund. Maybank AM does not make any representations or warranties of any kind express or implied, about the completeness, accuracy, reliability, suitability or availability with respect to the information contained herein.

Investors are advised to read and understand the contents of the Information Memorandum dated 06 September 2023 and the Fund's Product Highlights Sheets ("PHS") before investing. The Information Memorandum and PHS are available at our nearest representative offices and investors have the right to request for a copy of the Information Memorandum and PHS. The Information Memorandum has been lodged with the Securities Commission Malaysia who takes no responsibility for its contents.

You should be aware that investments in wholesale funds carry risks. An outline of the risks are contained in the Information Memorandum. Unit prices and income distribution, if any, may rise or fall. Past performance of a fund is not an indicative of future performance. Please consider the fees and charges involved before investing. Units will be issued upon receipt of completed application form accompanying the Information Memorandum and subject to terms and conditions therein.

In no event shall Maybank AM be liable for any loss or damages howsoever arising whether in contract, tort, negligence, strict liability or any other basis, including without limitation, direct or indirect, special, incidental, consequential or punitive damages arising i) from incompleteness, inaccuracy, unreliability, unsuitability or unavailability with respect to this FFS and/or reliance thereon; or ii) from reproduction or use of the information/copyright/trademark contained in the FFS.

SC's approval or authorisation, or the registration, lodgement or submission of the Prospectus/ Information Memorandum does not amount to nor indicate that the SC has recommended or endorsed the Fund or the Fund Fact Sheet.

**FUND OBJECTIVE**

The MAMG Inverse ETF Fund - USD Class ("MINETFUSD" or "the Fund") is a feeder fund (wholesale) that seeks daily investment results, before fees and expenses, that correspond to the daily performance of the ProShares Short S&P500® ("Target Fund").

**FUND INFORMATION**

**Fund Category**

Feeder Fund (wholesale)

**Fund Type**

Inverse Exchange Traded Funds ("ETF")

**Launch Date**

6-Sep-23

**Benchmark**

The Fund does not have a performance benchmark.

**NAV Per Unit**

USD 0.4829

**Class Size**

USD 0.03 million

**Feeder Fund (Total Size)**

RM 0.26 million

**Target Fund Size**

USD 987.84 million

**Distribution Policy**

Distribution, if any, shall be incidental and at the discretion of the Manager.

**Initial Offer Price (IOP)**

USD0.5000

**Sales Charge**

Up to 1.00% of the NAV per Unit

**Redemption Charge**

Nil

**Annual Management Fee**

Up to 0.50% per annum of the NAV of each Class, calculated and accrued daily in the Base Currency, and payable monthly to Manager.

**Annual Trustee Fee**

Up to 0.03% per annum of the NAV of the Fund (excluding foreign custodian fees and charges), calculated and accrued daily in the Base Currency and payable monthly to the Trustee.

**Min. Initial Investment**

USD5,000 or such other lower amount or number of Units (as the case may be) as may be decided by the Manager from time to time.

**Min. Additional Investment**

USD1,000 or such other lower amount or number of Units (as the case may be) as may be decided by the Manager from time to time.

**Cut-off time for injection / Withdrawal**

4.00 p.m. on a Business Day as stated in Prospectus / Information Memorandum. Do note that times may differ from respective distributors.

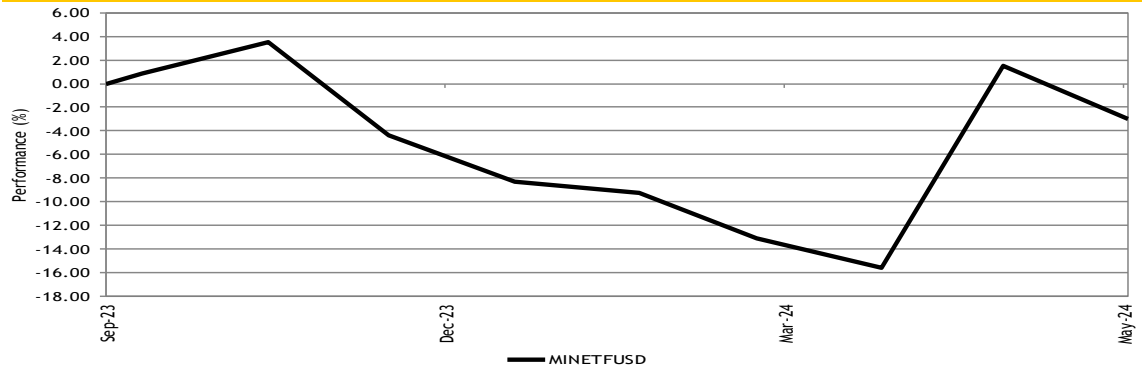
**Period of payment after withdrawal**

Within 9 business days

**Financial Year End**

31-Jan

**Performance Record as at 31-May-24**



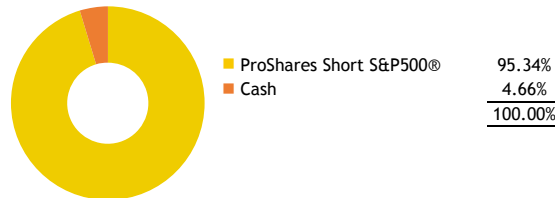
\*\*Performance record from 21 Sep 23 - 31 May 24, income reinvested, calculated in USD  
\*\* Inclusive of distribution since inception (if any)  
Source: Novagni Analytics and Advisory Sdn. Bhd.

**Performance (%) Return as at 31-May-24**

Total Return	YTD	1 Mth	3 Mth	6 Mth	1 Yr	3 Yr	5 Yr	SI
Fund	5.71	-4.49	11.65	1.43	-	-	-	-3.03
	Annualised Return			Calendar Year Return				
	3 Yr	5 Yr	SI	2023*	2022	2021	2020	2019
Fund	-	-	-	-8.27	-	-	-	-

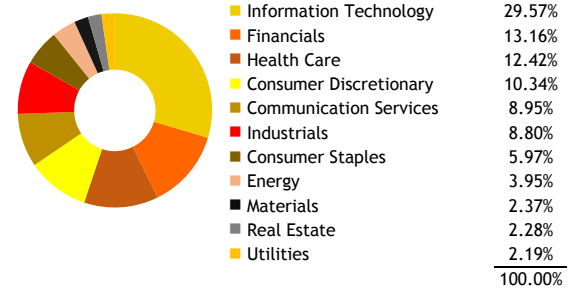
\*since commencement till 31 Dec 2023  
Source: Novagni Analytics and Advisory Sdn. Bhd.

**Asset Allocation (Feeder Fund) as at 31-May-24**



Source: Maybank Asset Management Sdn. Bhd.

**Sector Allocation (Target Fund) as at 31-May-24**



Source: The ProShares Short S&P500®

**Top 10 Holdings (Target Fund) as at 31-May-24**

MICROSOFT CORP.	7.09%
APPLE INC.	5.65%
NVIDIA CORP.	5.06%
AMAZON.COM INC.	3.74%
META PLATFORMS INC.-CLASS A	2.42%
ALPHABET INC.-CLASS A	2.02%
BERKSHIRE HATHAWAY INC.-CLASS B	1.74%
ALPHABET INC.-CLASS C	1.70%
ELI LILLY & CO.	1.41%
BROADCOM INC.	1.32%

Source: The ProShares Short S&P500®

The yield of the distributions are calculated based on the total dividend payout/ex-distribution NAV.

The term "Maybank AM" used herein refers to Maybank Asset Management. This Fund Fact Sheet ("FFS") is for informational purpose only. You should seek your own financial advice from a licensed adviser before investing in this Fund. Maybank AM does not make any representations or warranties of any kind express or implied, about the completeness, accuracy, reliability, suitability or availability with respect to the information contained herein.

Investors are advised to read and understand the contents of the Information Memorandum dated 06 September 2023 and the Fund's Product Highlights Sheets ("PHS") before investing. The Information Memorandum and PHS are available at our nearest representative offices and investors have the right to request for a copy of the Information Memorandum and PHS. The Information Memorandum has been lodged with the Securities Commission Malaysia who takes no responsibility for its contents.

You should be aware that investments in wholesale funds carry risks. An outline of the risks are contained in the Information Memorandum. Unit prices and income distribution, if any, may rise or fall. Past performance of a fund is not an indicative of future performance. Please consider the fees and charges involved before investing. Units will be issued upon receipt of completed application form accompanying the Information Memorandum and subject to terms and conditions therein.

In no event shall Maybank AM be liable for any loss or damages howsoever arising whether in contract, tort, negligence, strict liability or any other basis, including without limitation, direct or indirect, special, incidental, consequential or punitive damages arising i) from incompleteness, inaccuracy, unreliability, unsuitability or unavailability with respect to this FFS and/or reliance thereon; or ii) from reproduction or use of the information/copyright/trademark contained in the FFS.

SC's approval or authorisation, or the registration, lodgement or submission of the Prospectus/ Information Memorandum does not amount to nor indicate that the SC has recommended or endorsed the Fund or the Fund Fact Sheet.