

FUND OBJECTIVE

The MAMG Green Tigers Fund - MYR Class ("MGRNTFMYR" or "the Fund") is a feeder fund that seeks to provide capital growth by investing in the BNP Paribas Funds Green Tigers ("Target Fund").

FUND INFORMATION

Fund Category

Feeder Fund

Fund Type

Growth

Launch Date

18-Sep-23

Benchmark

20% MSCI Japan (NR) + 80% MSCI AC Asia Pacific ex-Japan (NR)

NAV Per Unit

RM 0.5000

Class Size

RM 0.54 million

Feeder Fund (Total Size)

RM 2.01 million

Target Fund Size

USD 526 million

Distribution Policy

Distribution, if any, shall be incidental and at the discretion of the Manager.

Initial Offer Price (IOP)

RM0.5000

Sales Charge

Up to 5.00% of the NAV per Unit

Redemption Charge

Nil

Annual Management Fee

Up to 1.80% per annum of the NAV of each Class.

Annual Trustee Fee

0.03% per annum of the NAV of the Fund (excluding foreign custodian fees and charges), subject to a minimum fee of RM6,000 per annum calculated and accrued daily and paid monthly to the Trustee.

Min. Initial Investment

RM1,000 or such other lower amount as determined by the Manager from time to time.

Min. Additional Investment

MYR100 or such other lower amount as determined by the Manager from time to time.

Cut-off time for injection / Withdrawal

4.00 p.m. on a Business Day as stated in Prospectus / Information Memorandum. Do note that times may differ from respective distributors.

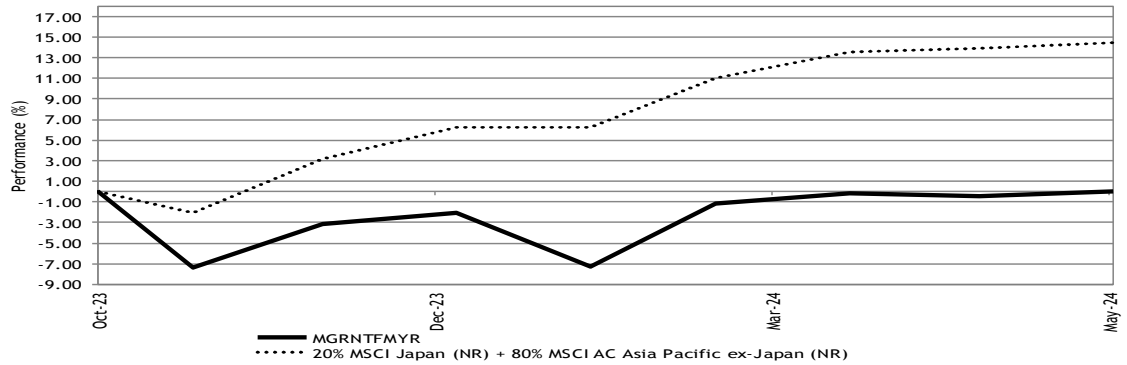
Period of payment after withdrawal

Within 9 business days

Financial Year End

30-Nov

Performance Record as at 31-May-24



**Performance record from 09 Oct 23 - 31 May 24, income reinvested, calculated in MYR
** Inclusive of distribution since inception (if any)
Source: Novagni Analytics and Advisory Sdn. Bhd.


Performance (%) Return as at 31-May-24

Total Return	YTD	1 Mth	3 Mth	6 Mth	1 Yr	3 Yr	5 Yr	SI
Fund	2.06	0.48	1.19	3.28	-	-	-	0.00
Benchmark	7.73	0.44	3.07	10.92	-	-	-	14.45

	Annualised Return			Calendar Year Return				
	3 Yr	5 Yr	SI	2023*	2022	2021	2020	2019
Fund	-	-	-	-2.02	-	-	-	-
Benchmark	-	-	-	6.24	-	-	-	-

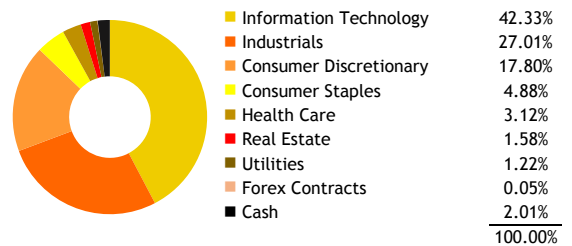
*since commencement till 31 Dec 2023
Source: Novagni Analytics and Advisory Sdn. Bhd.

Asset Allocation (Feeder Fund) as at 31-May-24



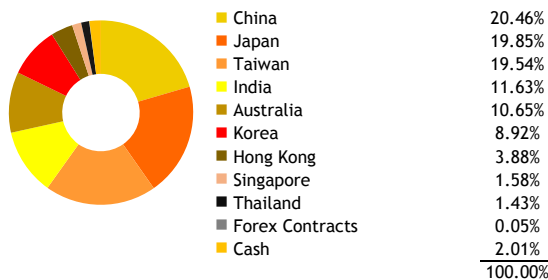
Source: Maybank Asset Management Sdn. Bhd.

Sector Allocation (Target Fund) as at 31-May-24



Source: BNP Paribas Funds Green Tigers

Country Allocation (Target Fund) as at 31-May-24



Source: BNP Paribas Funds Green Tigers

Top 10 Holdings (Target Fund) as at 31-May-24

TAIWAN SEMICONDUCTOR MANUFACTURING CO	5.63%
SAMSUNG ELECTRO MECHANICS LTD	4.95%
CROMPTON GREAVES CONSUMER ELECTRICALS	4.80%
SHENZHEN INOVANCE TECHNOLOGY CO LTD A	4.52%
DABUR INDIA LTD	4.35%
DELTA ELECTRONICS INC	4.35%
SK HYNIX INC	3.97%
MTR CORPORATION CORP LTD	3.35%
HOYA CORP	3.12%
SHIMANO INC	3.08%

Source: BNP Paribas Funds Green Tigers

The yield of the distributions are calculated based on the total dividend payout/ex-distribution NAV.

The term "Maybank AM" used herein refers to Maybank Asset Management. This Fund Fact Sheet ("FFS") is for informational purpose only. You should seek your own financial advice from a licensed adviser before investing in this Fund. Maybank AM does not make any representations or warranties of any kind express or implied, about the completeness, accuracy, reliability, suitability or availability with respect to the information contained herein.

Investors are advised to read and understand the contents of the Prospectus dated 18 September 2023 and the Fund's Product Highlights Sheets ("PHS") before investing. The Prospectus and PHS are available at our nearest representative offices and investors have the right to request for a copy of the Prospectus and PHS. The Prospectus has been registered with the Securities Commission Malaysia who takes no responsibility for its contents.

You should be aware that investments in unit trust funds carry risks. An outline of the risks are contained in the Prospectus. Unit prices and income distribution, if any, may rise or fall. Past performance of a fund is not an indicative of future performance. Please consider the fees and charges involved before investing. Units will be issued upon receipt of completed application form accompanying the Prospectus and subject to terms and conditions therein.

In no event shall Maybank AM be liable for any loss or damages howsoever arising whether in contract, tort, negligence, strict liability or any other basis, including without limitation, direct or indirect, special, incidental, consequential or punitive damages arising i) from incompleteness, inaccuracy, unreliability, unsuitability or unavailability with respect to this FFS and/or reliance thereon; or ii) from reproduction or use of the information/copyright/trademark contained in the FFS.

SC's approval or authorisation, or the registration, lodgement or submission of the Prospectus/ Information Memorandum does not amount to nor indicate that the SC has recommended or endorsed the Fund or the Fund Fact Sheet.

FUND OBJECTIVE

The MAMG Green Tigers Fund - MYR (Hedged) Class ("MGRNTFMYRH" or "the Fund") is a feeder fund that seeks to provide capital growth by investing in the BNP Paribas Funds Green Tigers ("Target Fund").

FUND INFORMATION

Fund Category

Feeder Fund

Fund Type

Growth

Launch Date

18-Sep-23

Benchmark

20% MSCI Japan (NR) + 80% MSCI AC Asia Pacific ex-Japan (NR)

NAV Per Unit

RM 0.5108

Class Size

RM 1.46 million

Feeder Fund (Total Size)

RM 2.01 million

Target Fund Size

USD 526 million

Distribution Policy

Distribution, if any, shall be incidental and at the discretion of the Manager.

Initial Offer Price (IOP)

RM0.5000

Sales Charge

Up to 5.00% of the NAV per Unit

Redemption Charge

Nil

Annual Management Fee

Up to 1.80% per annum of the NAV of each Class.

Annual Trustee Fee

0.03% per annum of the NAV of the Fund (excluding foreign custodian fees and charges), subject to a minimum fee of RM6,000 per annum calculated and accrued daily and paid monthly to the Trustee.

Min. Initial Investment

RM1,000 or such other lower amount as determined by the Manager from time to time.

Min. Additional Investment

MYR100 or such other lower amount as determined by the Manager from time to time.

Cut-off time for injection / Withdrawal

4.00 p.m. on a Business Day as stated in Prospectus / Information Memorandum. Do note that times may differ from respective distributors.

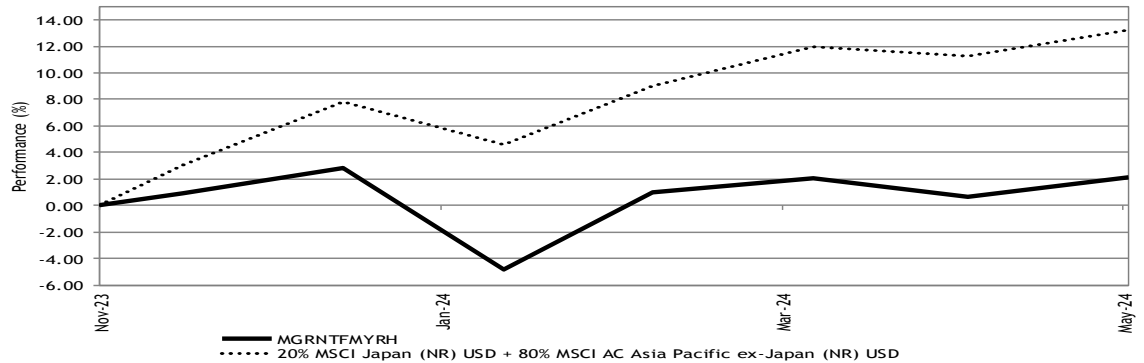
Period of payment after withdrawal

Within 9 business days

Financial Year End

30-Nov

Performance Record as at 31-May-24



**Performance record from 14 Nov 23 - 31 May 24, income reinvested, calculated in MYR
** Inclusive of distribution since inception (if any)
Source: Novagni Analytics and Advisory Sdn. Bhd.


Performance (%) Return as at 31-May-24

Total Return	YTD	1 Mth	3 Mth	6 Mth	1 Yr	3 Yr	5 Yr	SI
Fund	-0.68	1.49	1.15	1.21	-	-	-	2.16
Benchmark	5.05	1.79	3.88	9.89	-	-	-	13.25

	Annualised Return			Calendar Year Return				
	3 Yr	5 Yr	SI	2023*	2022	2021	2020	2019
Fund	-	-	-	2.86	-	-	-	-
Benchmark	-	-	-	7.80	-	-	-	-

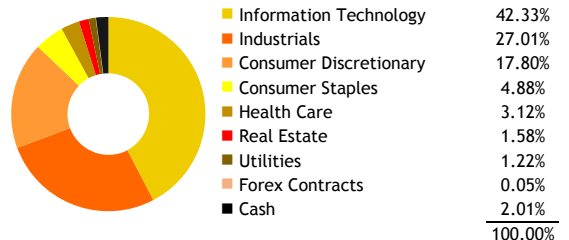
*since commencement till 31 Dec 2023
Source: Novagni Analytics and Advisory Sdn. Bhd.

Asset Allocation (Feeder Fund) as at 31-May-24



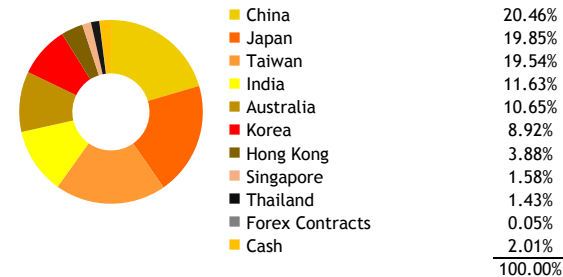
Source: Maybank Asset Management Sdn. Bhd.

Sector Allocation (Target Fund) as at 31-May-24



Source: BNP Paribas Funds Green Tigers

Country Allocation (Target Fund) as at 31-May-24



Source: BNP Paribas Funds Green Tigers

Top 10 Holdings (Target Fund) as at 31-May-24

TAIWAN SEMICONDUCTOR MANUFACTURING CO	5.63%
SAMSUNG ELECTRO MECHANICS LTD	4.95%
CROMPTON GREAVES CONSUMER ELECTRICALS	4.80%
SHENZHEN INOVANCE TECHNOLOGY CO LTD A	4.52%
DABUR INDIA LTD	4.35%
DELTA ELECTRONICS INC	4.35%
SK HYNIX INC	3.97%
MTR CORPORATION CORP LTD	3.35%
HOYA CORP	3.12%
SHIMANO INC	3.08%

Source: BNP Paribas Funds Green Tigers

The yield of the distributions are calculated based on the total dividend payout/ex-distribution NAV.

The term "Maybank AM" used herein refers to Maybank Asset Management. This Fund Fact Sheet ("FFS") is for informational purpose only. You should seek your own financial advice from a licensed adviser before investing in this Fund. Maybank AM does not make any representations or warranties of any kind express or implied, about the completeness, accuracy, reliability, suitability or availability with respect to the information contained herein.

Investors are advised to read and understand the contents of the Prospectus dated 18 September 2023 and the Fund's Product Highlights Sheets ("PHS") before investing. The Prospectus and PHS are available at our nearest representative offices and investors have the right to request for a copy of the Prospectus and PHS. The Prospectus has been registered with the Securities Commission Malaysia who takes no responsibility for its contents.

You should be aware that investments in unit trust funds carry risks. An outline of the risks are contained in the Prospectus. Unit prices and income distribution, if any, may rise or fall. Past performance of a fund is not an indicative of future performance. Please consider the fees and charges involved before investing. Units will be issued upon receipt of completed application form accompanying the Prospectus and subject to terms and conditions therein.

In no event shall Maybank AM be liable for any loss or damages howsoever arising whether in contract, tort, negligence, strict liability or any other basis, including without limitation, direct or indirect, special, incidental, consequential or punitive damages arising i) from incompleteness, inaccuracy, unreliability, unsuitability or unavailability with respect to this FFS and/or reliance thereon; or ii) from reproduction or use of the information/copyright/trademark contained in the FFS.

SC's approval or authorisation, or the registration, lodgement or submission of the Prospectus/ Information Memorandum does not amount to nor indicate that the SC has recommended or endorsed the Fund or the Fund Fact Sheet.

FUND OBJECTIVE

The MAMG Green Tigers Fund - SGD (Hedged) Class ("MGRNTFSGDH" or "the Fund") is a feeder fund that seeks to provide capital growth by investing in the BNP Paribas Funds Green Tigers ("Target Fund").

FUND INFORMATION

Fund Category
Feeder Fund

Fund Type
Growth

Launch Date
18-Sep-23

Benchmark
20% MSCI Japan (NR) + 80% MSCI AC Asia Pacific ex-Japan (NR)

NAV Per Unit
SGD 0.5000

Class Size
SGD 0.00 million

Feeder Fund (Total Size)
RM 2.01 million

Target Fund Size
USD 526 million

Distribution Policy
Distribution, if any, shall be incidental and at the discretion of the Manager.

Initial Offer Price (IOP)
SGD0.5000

Sales Charge
Up to 5.00% of the NAV per Unit

Redemption Charge
Nil

Annual Management Fee
Up to 1.80% per annum of the NAV of each Class.

Annual Trustee Fee
0.03% per annum of the NAV of the Fund (excluding foreign custodian fees and charges), subject to a minimum fee of RM6,000 per annum calculated and accrued daily and paid monthly to the Trustee.

Min. Initial Investment
SGD1,000 or such other lower amount as determined by the Manager from time to time.

Min. Additional Investment
SGD100 or such other lower amount as determined by the Manager from time to time.

Cut-off time for injection / Withdrawal
4.00 p.m. on a Business Day as stated in Prospectus / Information Memorandum. Do note that times may differ from respective distributors.

Period of payment after withdrawal
Within 9 business days

Financial Year End
30-Nov

Performance Record as at 31-May-24

Not Applicable


**Performance record from 09 Oct 23 - 31 May 24, income reinvested, calculated in SGD
** Inclusive of distribution since inception (if any)
Source: Novagmi Analytics and Advisory Sdn. Bhd.

Performance (%) Return as at 31-May-24

Total Return	YTD	1 Mth	3 Mth	6 Mth	1 Yr	3 Yr	5 Yr	SI		
									Annualised Return	
	3 Yr			5 Yr	SI	2023	2022	2021	2020	2019
Fund	-	-	-	-	-	-	-	-	-	-
Benchmark	-	-	-	-	-	-	-	-	-	-
Fund	-	-	-	-	-	-	-	-	-	-
Benchmark	-	-	-	-	-	-	-	-	-	-

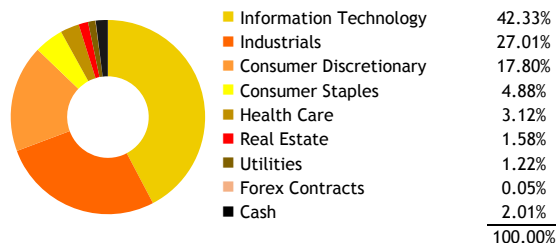
Source: Novagmi Analytics and Advisory Sdn. Bhd.

Asset Allocation (Feeder Fund) as at 31-May-24



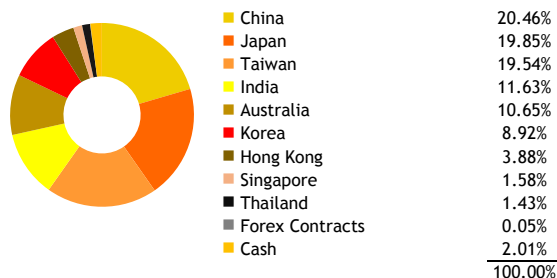
Source: Maybank Asset Management Sdn. Bhd.

Sector Allocation (Target Fund) as at 31-May-24



Source: BNP Paribas Funds Green Tigers

Country Allocation (Target Fund) as at 31-May-24



Source: BNP Paribas Funds Green Tigers

Top 10 Holdings (Target Fund) as at 31-May-24

TAIWAN SEMICONDUCTOR MANUFACTURING CO	5.63%
SAMSUNG ELECTRO MECHANICS LTD	4.95%
CROMPTON GREAVES CONSUMER ELECTRICALS	4.80%
SHENZHEN INOVANCE TECHNOLOGY CO LTD A	4.52%
DABUR INDIA LTD	4.35%
DELTA ELECTRONICS INC	4.35%
SK HYNIX INC	3.97%
MTR CORPORATION CORP LTD	3.35%
HOYA CORP	3.12%
SHIMANO INC	3.08%

Source: BNP Paribas Funds Green Tigers

The yield of the distributions are calculated based on the total dividend payout/ex-distribution NAV.

The term "Maybank AM" used herein refers to Maybank Asset Management. This Fund Fact Sheet ("FFS") is for informational purpose only. You should seek your own financial advice from a licensed adviser before investing in this Fund. Maybank AM does not make any representations or warranties of any kind express or implied, about the completeness, accuracy, reliability, suitability or availability with respect to the information contained herein.

Investors are advised to read and understand the contents of the Prospectus dated 18 September 2023 and the Fund's Product Highlights Sheets ("PHS") before investing. The Prospectus and PHS are available at our nearest representative offices and investors have the right to request for a copy of the Prospectus and PHS. The Prospectus has been registered with the Securities Commission Malaysia who takes no responsibility for its contents.

You should be aware that investments in unit trust funds carry risks. An outline of the risks are contained in the Prospectus. Unit prices and income distribution, if any, may rise or fall. Past performance of a fund is not an indicative of future performance. Please consider the fees and charges involved before investing. Units will be issued upon receipt of completed application form accompanying the Prospectus and subject to terms and conditions therein.

In no event shall Maybank AM be liable for any loss or damages howsoever arising whether in contract, tort, negligence, strict liability or any other basis, including without limitation, direct or indirect, special, incidental, consequential or punitive damages arising i) from incompleteness, inaccuracy, unreliability, unsuitability or unavailability with respect to this FFS and/or reliance thereon; or ii) from reproduction or use of the information/copyright/trademark contained in the FFS.

SC's approval or authorisation, or the registration, lodgement or submission of the Prospectus/ Information Memorandum does not amount to nor indicate that the SC has recommended or endorsed the Fund or the Fund Fact Sheet.

FUND OBJECTIVE

The MAMG Green Tigers Fund - AUD (Hedged) Class ("MGRNTFAUDH" or "the Fund") is a feeder fund that seeks to provide capital growth by investing in the BNP Paribas Funds Green Tigers ("Target Fund").

FUND INFORMATION

Fund Category

Feeder Fund

Fund Type

Growth

Launch Date

18-Sep-23

Benchmark

20% MSCI Japan (NR) + 80% MSCI AC Asia Pacific ex-Japan (NR)

NAV Per Unit

AUD 0.5106

Class Size

AUD 1,015.72

Feeder Fund (Total Size)

RM 2.01 million

Target Fund Size

USD 526 million

Distribution Policy

Distribution, if any, shall be incidental and at the discretion of the Manager.

Initial Offer Price (IOP)

AUD0.5000

Sales Charge

Up to 5.00% of the NAV per Unit

Redemption Charge

Nil

Annual Management Fee

Up to 1.80% per annum of the NAV of each Class.

Annual Trustee Fee

0.03% per annum of the NAV of the Fund (excluding foreign custodian fees and charges), subject to a minimum fee of RM6,000 per annum calculated and accrued daily and paid monthly to the Trustee.

Min. Initial Investment

AUD1,000 or such other lower amount as determined by the Manager from time to time.

Min. Additional Investment

AUD100 or such other lower amount as determined by the Manager from time to time.

Cut-off time for injection / Withdrawal

4.00 p.m. on a Business Day as stated in Prospectus / Information Memorandum. Do note that times may differ from respective distributors.

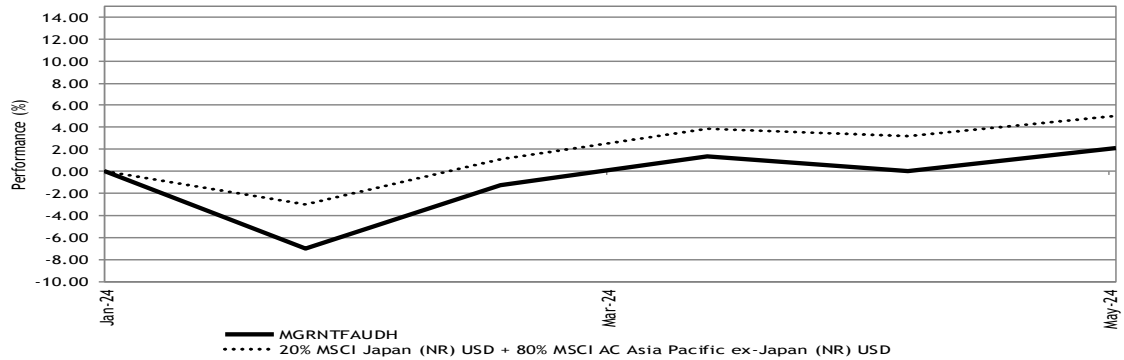
Period of payment after withdrawal

Within 9 business days

Financial Year End

30-Nov

Performance Record as at 31-May-24




**Performance record from 01 Jan 24 - 31 May 24, income reinvested, calculated in AUD
** Inclusive of distribution since inception (if any)
Source: Novagmi Analytics and Advisory Sdn. Bhd.

Performance (%) Return as at 31-May-24

Total Return	YTD	1 Mth	3 Mth	6 Mth	1 Yr	3 Yr	5 Yr	SI	
									Annualised Return
		3 Yr	5 Yr	SI	2023	2022	2021	2020	2019
Fund	2.12	-	-	-	-	-	-	-	-
Benchmark	5.03	-	-	-	-	-	-	-	-

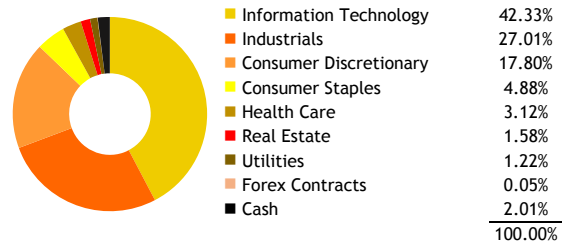
Source: Novagmi Analytics and Advisory Sdn. Bhd.

Asset Allocation (Feeder Fund) as at 31-May-24



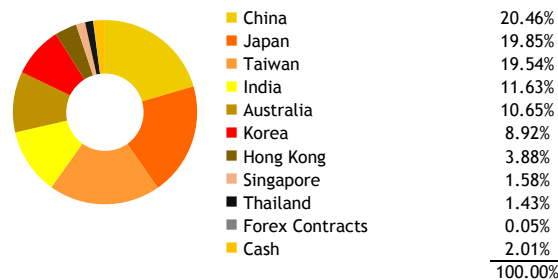
Source: Maybank Asset Management Sdn. Bhd.

Sector Allocation (Target Fund) as at 31-May-24



Source: BNP Paribas Funds Green Tigers

Country Allocation (Target Fund) as at 31-May-24



Source: BNP Paribas Funds Green Tigers

Top 10 Holdings (Target Fund) as at 31-May-24

Company Name	Percentage
TAIWAN SEMICONDUCTOR MANUFACTURING CO	5.63%
SAMSUNG ELECTRO MECHANICS LTD	4.95%
CROMPTON GREAVES CONSUMER ELECTRICALS	4.80%
SHENZHEN INOVANCE TECHNOLOGY CO LTD A	4.52%
DABUR INDIA LTD	4.35%
DELTA ELECTRONICS INC	4.35%
SK HYNIX INC	3.97%
MTR CORPORATION CORP LTD	3.35%
HOYA CORP	3.12%
SHIMANO INC	3.08%

Source: BNP Paribas Funds Green Tigers

The yield of the distributions are calculated based on the total dividend payout/ex-distribution NAV.

The term "Maybank AM" used herein refers to Maybank Asset Management. This Fund Fact Sheet ("FFS") is for informational purpose only. You should seek your own financial advice from a licensed adviser before investing in this Fund. Maybank AM does not make any representations or warranties of any kind express or implied, about the completeness, accuracy, reliability, suitability or availability with respect to the information contained herein.

Investors are advised to read and understand the contents of the Prospectus dated 18 September 2023 and the Fund's Product Highlights Sheets ("PHS") before investing. The Prospectus and PHS are available at our nearest representative offices and investors have the right to request for a copy of the Prospectus and PHS. The Prospectus has been registered with the Securities Commission Malaysia who takes no responsibility for its contents.

You should be aware that investments in unit trust funds carry risks. An outline of the risks are contained in the Prospectus. Unit prices and income distribution, if any, may rise or fall. Past performance of a fund is not an indicative of future performance. Please consider the fees and charges involved before investing. Units will be issued upon receipt of completed application form accompanying the Prospectus and subject to terms and conditions therein.

In no event shall Maybank AM be liable for any loss or damages howsoever arising whether in contract, tort, negligence, strict liability or any other basis, including without limitation, direct or indirect, special, incidental, consequential or punitive damages arising i) from incompleteness, inaccuracy, unreliability, unsuitability or unavailability with respect to this FFS and/or reliance thereon; or ii) from reproduction or use of the information/copyright/trademark contained in the FFS.

SC's approval or authorisation, or the registration, lodgement or submission of the Prospectus/ Information Memorandum does not amount to nor indicate that the SC has recommended or endorsed the Fund or the Fund Fact Sheet.

FUND OBJECTIVE

The MAMG Green Tigers Fund - USD Class ("MGRNTFUSD" or "the Fund") is a feeder fund that seeks to provide capital growth by investing in the BNP Paribas Funds Green Tigers ("Target Fund").

FUND INFORMATION

Fund Category
Feeder Fund

Fund Type
Growth

Launch Date
18-Sep-23

Benchmark
20% MSCI Japan (NR) + 80% MSCI AC Asia Pacific ex-Japan (NR)

NAV Per Unit
USD 0.5000

Class Size
USD 0.00 million

Feeder Fund (Total Size)
RM 2.01 million

Target Fund Size
USD 526 million

Distribution Policy
Distribution, if any, shall be incidental and at the discretion of the Manager.

Initial Offer Price (IOP)
USD0.5000

Sales Charge
Up to 5.00% of the NAV per Unit

Redemption Charge
Nil

Annual Management Fee
Up to 1.80% per annum of the NAV of each Class.

Annual Trustee Fee
0.03% per annum of the NAV of the Fund (excluding foreign custodian fees and charges), subject to a minimum fee of RM6,000 per annum calculated and accrued daily and paid monthly to the Trustee.

Min. Initial Investment
USD1,000 or such other lower amount as determined by the Manager from time to time.

Min. Additional Investment
USD100 or such other lower amount as determined by the Manager from time to time.

Cut-off time for injection / Withdrawal
4.00 p.m. on a Business Day as stated in Prospectus / Information Memorandum. Do note that times may differ from respective distributors.

Period of payment after withdrawal
Within 9 business days

Financial Year End
30-Nov

Performance Record as at 31-May-24

Not Applicable


**Performance record from 09 Oct 23 - 31 May 24, income reinvested, calculated in USD
** Inclusive of distribution since inception (if any)
Source: Novagmi Analytics and Advisory Sdn. Bhd.

Performance (%) Return as at 31-May-24

Total Return	YTD	1 Mth	3 Mth	6 Mth	1 Yr	3 Yr	5 Yr	SI
	3 Yr	5 Yr	SI	2023	2022	2021	2020	2019
Fund	-	-	-	-	-	-	-	-
Benchmark	-	-	-	-	-	-	-	-
Fund	-	-	-	-	-	-	-	-
Benchmark	-	-	-	-	-	-	-	-

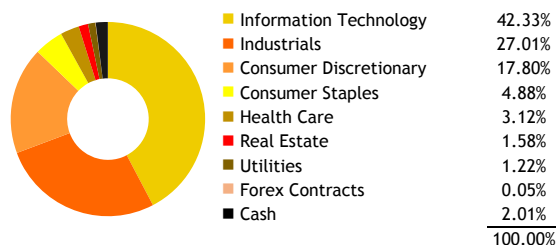
Source: Novagmi Analytics and Advisory Sdn. Bhd.

Asset Allocation (Feeder Fund) as at 31-May-24



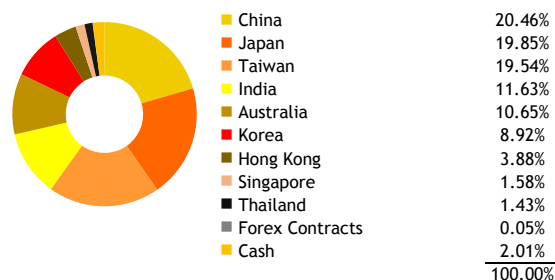
Source: Maybank Asset Management Sdn. Bhd.

Sector Allocation (Target Fund) as at 31-May-24



Source: BNP Paribas Funds Green Tigers

Country Allocation (Target Fund) as at 31-May-24



Source: BNP Paribas Funds Green Tigers

Top 10 Holdings (Target Fund) as at 31-May-24

TAIWAN SEMICONDUCTOR MANUFACTURING CO	5.63%
SAMSUNG ELECTRO MECHANICS LTD	4.95%
CROMPTON GREAVES CONSUMER ELECTRICALS	4.80%
SHENZHEN INOVANCE TECHNOLOGY CO LTD A	4.52%
DABUR INDIA LTD	4.35%
DELTA ELECTRONICS INC	4.35%
SK HYNIX INC	3.97%
MTR CORPORATION CORP LTD	3.35%
HOYA CORP	3.12%
SHIMANO INC	3.08%

Source: BNP Paribas Funds Green Tigers

The yield of the distributions are calculated based on the total dividend payout/ex-distribution NAV.

The term "Maybank AM" used herein refers to Maybank Asset Management. This Fund Fact Sheet ("FFS") is for informational purpose only. You should seek your own financial advice from a licensed adviser before investing in this Fund. Maybank AM does not make any representations or warranties of any kind express or implied, about the completeness, accuracy, reliability, suitability or availability with respect to the information contained herein.

Investors are advised to read and understand the contents of the Prospectus dated 18 September 2023 and the Fund's Product Highlights Sheets ("PHS") before investing. The Prospectus and PHS are available at our nearest representative offices and investors have the right to request for a copy of the Prospectus and PHS. The Prospectus has been registered with the Securities Commission Malaysia who takes no responsibility for its contents.

You should be aware that investments in unit trust funds carry risks. An outline of the risks are contained in the Prospectus. Unit prices and income distribution, if any, may rise or fall. Past performance of a fund is not an indicative of future performance. Please consider the fees and charges involved before investing. Units will be issued upon receipt of completed application form accompanying the Prospectus and subject to terms and conditions therein.

In no event shall Maybank AM be liable for any loss or damages howsoever arising whether in contract, tort, negligence, strict liability or any other basis, including without limitation, direct or indirect, special, incidental, consequential or punitive damages arising i) from incompleteness, inaccuracy, unreliability, unsuitability or unavailability with respect to this FFS and/or reliance thereon; or ii) from reproduction or use of the information/copyright/trademark contained in the FFS.

SC's approval or authorisation, or the registration, lodgement or submission of the Prospectus/ Information Memorandum does not amount to nor indicate that the SC has recommended or endorsed the Fund or the Fund Fact Sheet.