

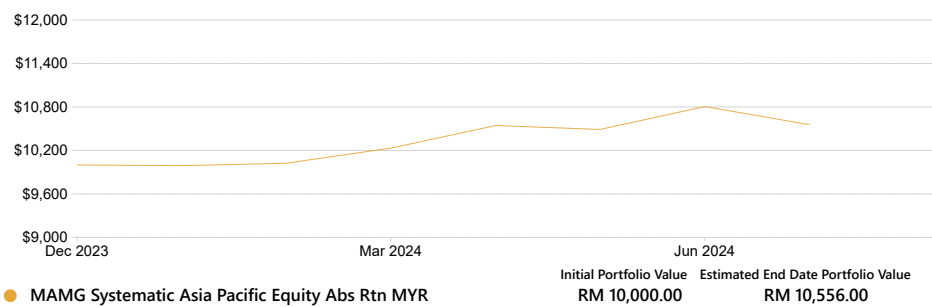
MAMG SYSTEMATIC ASIA PACIFIC EQUITY ABS RTN MYR

All data as at 2024-07-31
Asset Codes: MYU0100A7760

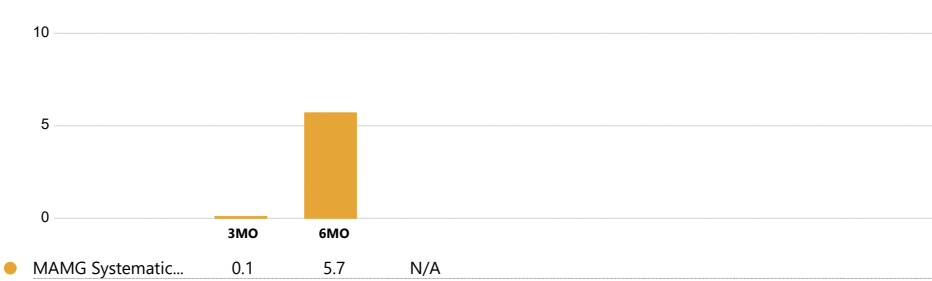
INVESTMENT OBJECTIVE AND STRATEGY

The Fund seeks to provide capital growth by investing in the Target Fund. The Fund seeks to achieve its investment objective by investing a minimum of 90% of its NAV into the BSF BlackRock Systematic Asia Pacific Equity Absolute Return Fund Class A2 USD (the Target Fund). The Target Fund seeks to achieve a positive absolute return for investors regardless of market movements through a combination of capital growth and income on your investment regardless of market conditions in a manner consistent with the principles of environmental, social and governance (ESG) investing.

GROWTH OF \$10,000 INVESTMENT



ANNUAL COMPOUND RETURNS



CALENDAR YEAR RETURNS

Not Available

ASSET ALLOCATION (%)

BSF Systematic Asia Pacific Eq Abs Ret A2 USD	93.90
Cash and Cash Equivalents	6.10

(TARGET FUND) TOP 10 HOLDINGS (%)

United States of America (Government) 0% 05-MAR-2024	4.25
Sekisui House Ltd CFD	2.88
Collateralized Commercial Paper Flex Co LLC 5.61% 18-NOV-2024	2.83
Canadian Imperial Bank of Commerce 0% 01-MAR-2024	2.83
Barclays Bank PLC (New York Branch) 0% 01-MAR-2024	2.55
Chariot Funding LLC 0% 29-APR-2024	2.53
USD Cash	2.39
Norinchukin Bank (New York Branch) 5.72% 24-APR-2024	2.27
Aquitaine Funding Company LLC 0% 04-MAR-2024	2.26
Mainbeach Funding DAC 0% 05-MAR-2024	1.98



Asset Management

FUND DETAILS

Asset Type	Alternatives
Lipper Classification	Absolute Return Other
Inception Date	2024-01-08
Feeder Fund Base Currency	US Dollar
Total Net Asset Value Base Currency (All Share Classes)	\$26,837,385.14
Share Class Currency	Malaysian Ringgit
Share Class Size	RM 82,061,035.32
Target Fund Base Currency	US Dollar
Target Fund Total Net Asset Value Base Currency (All Share Classes)	\$163,325,338.41
NAV (All data as at 2024-07-31)	RM 0.53
Net Expense Ratio	N/A
Minimum Initial Investment	RM 1,000.00
ISIN	MYU0100A7760
Bloomberg Ticker	MAMSAPM MK

LIPPER LEADERS (OVERALL)*

Not Available

FUND MANAGEMENT

Fund Management Company	
Name	Maybank Asset Management Sdn Bhd
Address	Level 12, Tower C, Dataran Maybank 1 Jalan Maarof KUALA LUMPUR 59000
Telephone	+603-22977888
Website	https://www.maybank-am.com.my/
Advisor Information	
Investment Advisor	N/A
External Investment Manager	N/A

DISCLAIMER: This document contains key information you should know about MAMG Systematic Asia Pacific Equity Abs Rtn MYR. You can find more details in the fund's prospectus/information memorandum on our website <https://www.maybank-am.com.my>. Before you invest in any fund, consider how the fund would work with your other investments and your tolerance for risk.

MAMG SYSTEMATIC ASIA PACIFIC EQUITY ABS RTN MYR


All data as at 2024-07-31



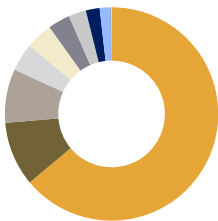
Maybank

Asset Management

(TARGET FUND) SECTOR BREAKDOWN (%)



(TARGET FUND) GEOGRAPHIC BREAKDOWN (%)



INCOME DISTRIBUTION HISTORY

Date	Gross (sen)	Yield (%)	Total yield (%)
N/A			

United States	64.01
Canada	9.78
Australia	8.16
Ireland	4.25
Unidentified*	4.06
Norway	3.36
United Kingdom	2.65
Sweden	2.10
France	1.70
Other	-0.09

* Securities are categorized under the "Unidentified" bucket when their country of incorporation or domicile is not clearly available.

Disclosures

The yield of the distributions are calculated based on the total dividend payout/ex-distribution NAV.

The term "Maybank AM" used herein refers to Maybank Asset Management. This Fund Fact Sheet ("FFS") is for informational purpose only. You should seek your own financial advice from a licensed adviser before investing in this Fund. Maybank AM does not make any representations or warranties of any kind express or implied, about the completeness, accuracy, reliability, suitability or availability with respect to the information contained herein.

Investors are advised to read and understand the contents of the Prospectus/Information Memorandum and the Fund's Product Highlights Sheets ("PHS") before investing. The Prospectus/Information Memorandum and PHS are available at our nearest representative offices and investors have the right to request for a copy of the Prospectus/Information Memorandum and PHS. The Prospectus/Information Memorandum has been registered with the Securities Commission Malaysia who takes no responsibility for its contents.

You should be aware that investments in unit trust funds carry risks. An outline of the risks are contained in the Prospectus/Information Memorandum. Unit prices and income distribution, if any, may rise or fall. Past performance of a fund is not an indicative of future performance. Please consider the fees and charges involved before investing. Units will be issued upon receipt of completed application form accompanying the Prospectus/Information Memorandum and subject to terms and conditions therein.

In no event shall Maybank AM be liable for any loss or damages howsoever arising whether in contract, tort, negligence, strict liability or any other basis, including without limitation, direct or indirect, special, incidental, consequential or punitive damages arising i) from incompleteness, inaccuracy, unreliability, unsuitability or unavailability with respect to this FFS and/or reliance thereon; or ii) from reproduction or use of the information/copyright/trademark contained in the FFS.

SC's approval or authorisation, or the registration, lodgement or submission of the Prospectus/Information Memorandum does not amount to nor indicate that the SC has recommended or endorsed the Fund or the Fund Fact Sheet.

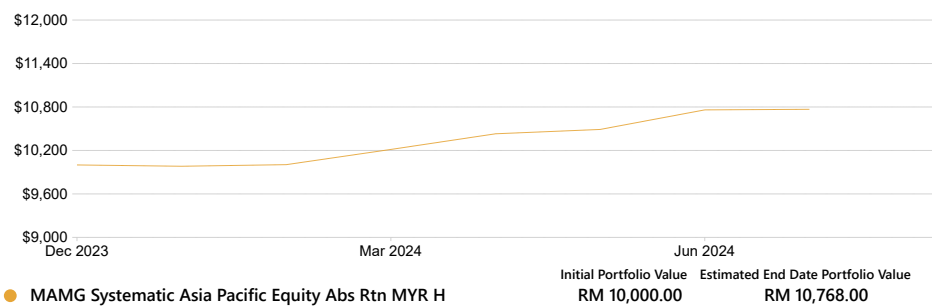
MAMG SYSTEMATIC ASIA PACIFIC EQUITY ABS RTN MYR H

All data as at 2024-07-31
Asset Codes: MYU0100A7778

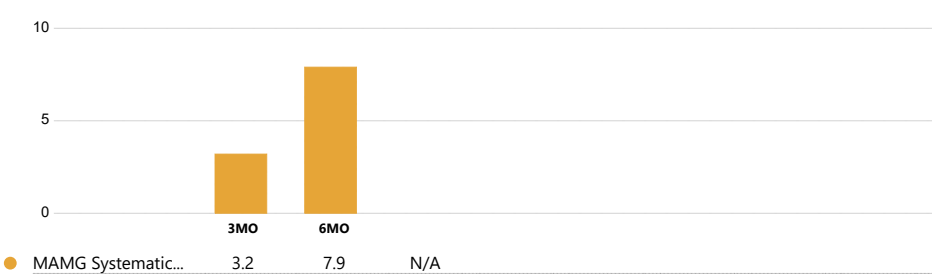
INVESTMENT OBJECTIVE AND STRATEGY

The Fund seeks to provide capital growth by investing in the Target Fund. The Fund seeks to achieve its investment objective by investing a minimum of 90% of its NAV into the BSF BlackRock Systematic Asia Pacific Equity Absolute Return Fund Class A2 USD (the Target Fund). The Target Fund seeks to achieve a positive absolute return for investors regardless of market movements through a combination of capital growth and income on your investment regardless of market conditions in a manner consistent with the principles of environmental, social and governance (ESG) investing.

GROWTH OF \$10,000 INVESTMENT



ANNUAL COMPOUND RETURNS



CALENDAR YEAR RETURNS

Not Available

ASSET ALLOCATION (%)

BSF Systematic Asia Pacific Eq Abs Ret A2 USD	93.90
Cash and Cash Equivalents	6.10

(TARGET FUND) TOP 10 HOLDINGS (%)

United States of America (Government) 0% 05-MAR-2024	4.25
Sekisui House Ltd CFD	2.88
Collateralized Commercial Paper Flex Co LLC 5.61% 18-NOV-2024	2.83
Canadian Imperial Bank of Commerce 0% 01-MAR-2024	2.83
Barclays Bank PLC (New York Branch) 0% 01-MAR-2024	2.55
Chariot Funding LLC 0% 29-APR-2024	2.53
USD Cash	2.39
Norinchukin Bank (New York Branch) 5.72% 24-APR-2024	2.27
Aquitaine Funding Company LLC 0% 04-MAR-2024	2.26
Mainbeach Funding DAC 0% 05-MAR-2024	1.98



Asset Management

FUND DETAILS

Asset Type	Alternatives
Lipper Classification	Absolute Return Other
Inception Date	2024-01-08
Feeder Fund Base Currency	US Dollar
Total Net Asset Value Base Currency (All Share Classes)	\$26,837,385.14
Share Class Currency	Malaysian Ringgit
Share Class Size	RM 25,971,859.53
Target Fund Base Currency	US Dollar
Target Fund Total Net Asset Value Base Currency (All Share Classes)	\$163,325,338.41
NAV (All data as at 2024-07-31)	RM 0.54
Net Expense Ratio	N/A
Minimum Initial Investment	RM 1,000.00
ISIN	MYU0100A7778
Bloomberg Ticker	MAMSAMY MK

LIPPER LEADERS (OVERALL)*

Not Available

FUND MANAGEMENT

Fund Management Company	
Name	Maybank Asset Management Sdn Bhd
Address	Level 12, Tower C, Dataran Maybank 1 Jalan Maarof KUALA LUMPUR 59000
Telephone	+603-22977888
Website	https://www.maybank-am.com.my/
Advisor Information	
Investment Advisor	N/A
External Investment Manager	N/A

DISCLAIMER: This document contains key information you should know about MAMG Systematic Asia Pacific Equity Abs Rtn MYR H. You can find more details in the fund's prospectus/information memorandum on our website <https://www.maybank-am.com.my>. Before you invest in any fund, consider how the fund would work with your other investments and your tolerance for risk.


MAMG SYSTEMATIC ASIA PACIFIC EQUITY ABS RTN MYR H

All data as at 2024-07-31

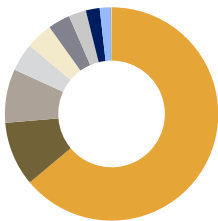


Asset Management

(TARGET FUND) SECTOR BREAKDOWN (%)



(TARGET FUND) GEOGRAPHIC BREAKDOWN (%)



United States	64.01
Canada	9.78
Australia	8.16
Ireland	4.25
Unidentified*	4.06
Norway	3.36
United Kingdom	2.65
Sweden	2.10
France	1.70
Other	-0.09

* Securities are categorized under the "Unidentified" bucket when their country of incorporation or domicile is not clearly available.

INCOME DISTRIBUTION HISTORY

Date	Gross (sen)	Yield (%)	Total yield (%)
N/A			

Disclosures

The yield of the distributions are calculated based on the total dividend payout/ex-distribution NAV.

The term "Maybank AM" used herein refers to Maybank Asset Management. This Fund Fact Sheet ("FFS") is for informational purpose only. You should seek your own financial advice from a licensed adviser before investing in this Fund. Maybank AM does not make any representations or warranties of any kind express or implied, about the completeness, accuracy, reliability, suitability or availability with respect to the information contained herein.

Investors are advised to read and understand the contents of the Prospectus/Information Memorandum and the Fund's Product Highlights Sheets ("PHS") before investing. The Prospectus/Information Memorandum and PHS are available at our nearest representative offices and investors have the right to request for a copy of the Prospectus/Information Memorandum and PHS. The Prospectus/Information Memorandum has been registered with the Securities Commission Malaysia who takes no responsibility for its contents.

You should be aware that investments in unit trust funds carry risks. An outline of the risks are contained in the Prospectus/Information Memorandum. Unit prices and income distribution, if any, may rise or fall. Past performance of a fund is not an indicative of future performance. Please consider the fees and charges involved before investing. Units will be issued upon receipt of completed application form accompanying the Prospectus/Information Memorandum and subject to terms and conditions therein.

In no event shall Maybank AM be liable for any loss or damages howsoever arising whether in contract, tort, negligence, strict liability or any other basis, including without limitation, direct or indirect, special, incidental, consequential or punitive damages arising i) from incompleteness, inaccuracy, unreliability, unsuitability or unavailability with respect to this FFS and/or reliance thereon; or ii) from reproduction or use of the information/copyright/trademark contained in the FFS.

SC's approval or authorisation, or the registration, lodgement or submission of the Prospectus/Information Memorandum does not amount to nor indicate that the SC has recommended or endorsed the Fund or the Fund Fact Sheet.

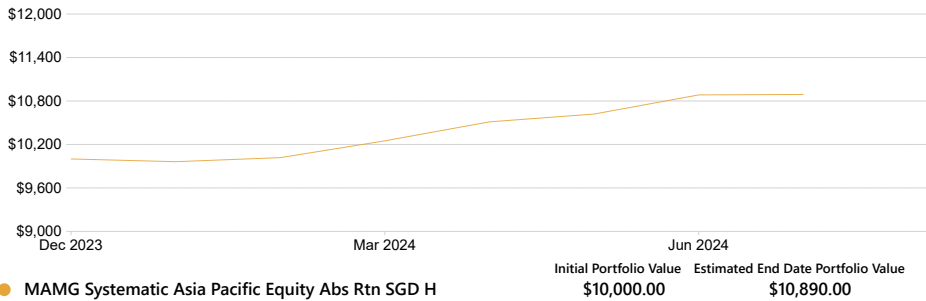
MAMG SYSTEMATIC ASIA PACIFIC EQUITY ABS RTN SGD H

All data as at 2024-07-31
Asset Codes: MYU0100A7794

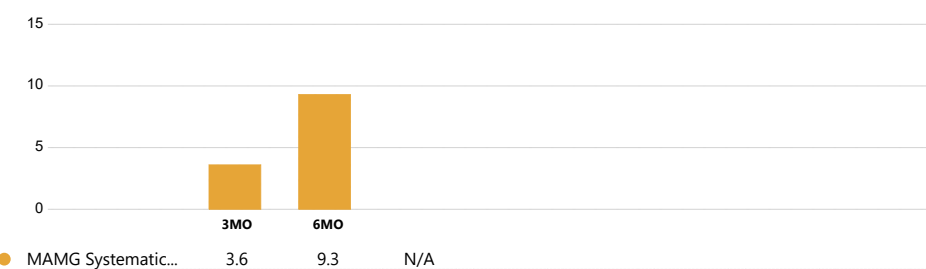
INVESTMENT OBJECTIVE AND STRATEGY

The Fund seeks to provide capital growth by investing in the Target Fund. The Fund seeks to achieve its investment objective by investing a minimum of 90% of its NAV into the BSF BlackRock Systematic Asia Pacific Equity Absolute Return Fund Class A2 USD (the Target Fund). The Target Fund seeks to achieve a positive absolute return for investors regardless of market movements through a combination of capital growth and income on your investment regardless of market conditions in a manner consistent with the principles of environmental, social and governance (ESG) investing.

GROWTH OF \$10,000 INVESTMENT



ANNUAL COMPOUND RETURNS



CALENDAR YEAR RETURNS

Not Available

ASSET ALLOCATION (%)

BSF Systematic Asia Pacific Eq Abs Ret A2 USD	93.90
Cash and Cash Equivalents	6.10

(TARGET FUND) TOP 10 HOLDINGS (%)

United States of America (Government) 0% 05-MAR-2024	4.25
Sekisui House Ltd CFD	2.88
Collateralized Commercial Paper Flex Co LLC 5.61% 18-NOV-2024	2.83
Canadian Imperial Bank of Commerce 0% 01-MAR-2024	2.83
Barclays Bank PLC (New York Branch) 0% 01-MAR-2024	2.55
Chariot Funding LLC 0% 29-APR-2024	2.53
USD Cash	2.39
Norinchukin Bank (New York Branch) 5.72% 24-APR-2024	2.27
Aquitaine Funding Company LLC 0% 04-MAR-2024	2.26
Mainbeach Funding DAC 0% 05-MAR-2024	1.98



Maybank

Asset Management

FUND DETAILS

Asset Type	Alternatives
Lipper Classification	Absolute Return Other
Inception Date	2024-01-08
Feeder Fund Base Currency	US Dollar
Total Net Asset Value Base Currency (All Share Classes)	\$26,837,385.14
Share Class Currency	Singapore Dollar
Share Class Size	\$1,422,341.36
Target Fund Base Currency	US Dollar
Target Fund Total Net Asset Value Base Currency (All Share Classes)	\$163,325,338.41
NAV (All data as at 2024-07-31)	\$0.54
Net Expense Ratio	N/A
Minimum Initial Investment	\$1,000.00
ISIN	MYU0100A7794
Bloomberg Ticker	MAMSASG MK

LIPPER LEADERS (OVERALL)*

Not Available

FUND MANAGEMENT

Fund Management Company	
Name	Maybank Asset Management Sdn Bhd
Address	Level 12, Tower C, Dataran Maybank 1 Jalan Maarof KUALA LUMPUR 59000
Telephone	+603-22977888
Website	https://www.maybank-am.com.my/
Advisor Information	
Investment Advisor	N/A
External Investment Manager	N/A

DISCLAIMER: This document contains key information you should know about MAMG Systematic Asia Pacific Equity Abs Rtn SGD H. You can find more details in the fund's prospectus/information memorandum on our website <https://www.maybank-am.com.my>. Before you invest in any fund, consider how the fund would work with your other investments and your tolerance for risk.

MAMG SYSTEMATIC ASIA PACIFIC EQUITY ABS RTN SGD H


All data as at 2024-07-31



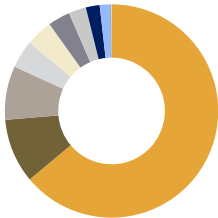
Maybank

Asset Management

(TARGET FUND) SECTOR BREAKDOWN (%)



(TARGET FUND) GEOGRAPHIC BREAKDOWN (%)



INCOME DISTRIBUTION HISTORY

Date	Gross (sen)	Yield (%)	Total yield (%)
N/A			

United States	64.01
Canada	9.78
Australia	8.16
Ireland	4.25
Unidentified*	4.06
Norway	3.36
United Kingdom	2.65
Sweden	2.10
France	1.70
Other	-0.09

* Securities are categorized under the "Unidentified" bucket when their country of incorporation or domicile is not clearly available.

Disclosures

The yield of the distributions are calculated based on the total dividend payout/ex-distribution NAV.

The term "Maybank AM" used herein refers to Maybank Asset Management. This Fund Fact Sheet ("FFS") is for informational purpose only. You should seek your own financial advice from a licensed adviser before investing in this Fund. Maybank AM does not make any representations or warranties of any kind express or implied, about the completeness, accuracy, reliability, suitability or availability with respect to the information contained herein.

Investors are advised to read and understand the contents of the Prospectus/Information Memorandum and the Fund's Product Highlights Sheets ("PHS") before investing. The Prospectus/Information Memorandum and PHS are available at our nearest representative offices and investors have the right to request for a copy of the Prospectus/Information Memorandum and PHS. The Prospectus/Information Memorandum has been registered with the Securities Commission Malaysia who takes no responsibility for its contents.

You should be aware that investments in unit trust funds carry risks. An outline of the risks are contained in the Prospectus/Information Memorandum. Unit prices and income distribution, if any, may rise or fall. Past performance of a fund is not an indicative of future performance. Please consider the fees and charges involved before investing. Units will be issued upon receipt of completed application form accompanying the Prospectus/Information Memorandum and subject to terms and conditions therein.

In no event shall Maybank AM be liable for any loss or damages howsoever arising whether in contract, tort, negligence, strict liability or any other basis, including without limitation, direct or indirect, special, incidental, consequential or punitive damages arising i) from incompleteness, inaccuracy, unreliability, unsuitability or unavailability with respect to this FFS and/or reliance thereon; or ii) from reproduction or use of the information/copyright/trademark contained in the FFS.

SC's approval or authorisation, or the registration, lodgement or submission of the Prospectus/Information Memorandum does not amount to nor indicate that the SC has recommended or endorsed the Fund or the Fund Fact Sheet.

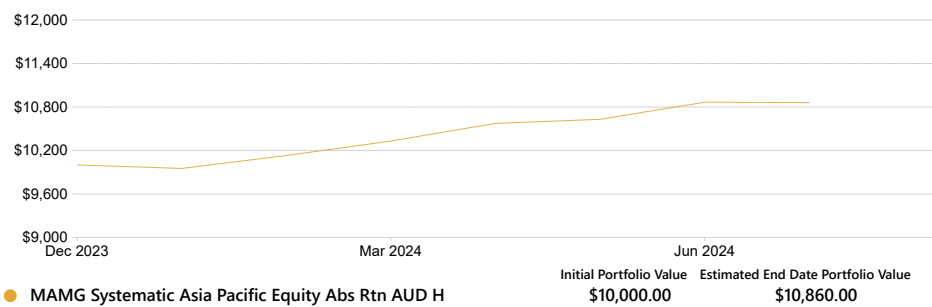
MAMG SYSTEMATIC ASIA PACIFIC EQUITY ABS RTN AUD H

All data as at 2024-07-31
Asset Codes: MYU0100A7802

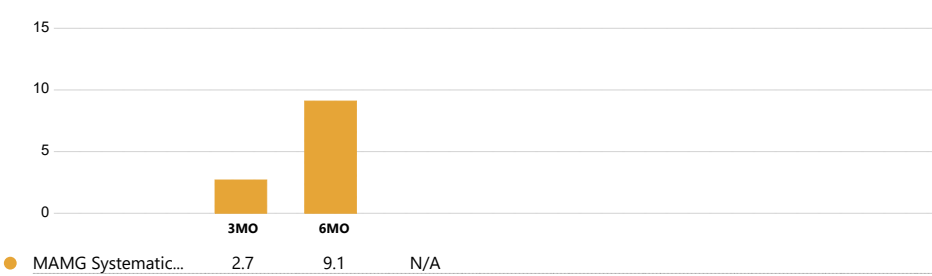
INVESTMENT OBJECTIVE AND STRATEGY

The Fund seeks to provide capital growth by investing in the Target Fund. The Fund seeks to achieve its investment objective by investing a minimum of 90% of its NAV into the BSF BlackRock Systematic Asia Pacific Equity Absolute Return Fund Class A2 USD (the Target Fund). The Target Fund seeks to achieve a positive absolute return for investors regardless of market movements through a combination of capital growth and income on your investment regardless of market conditions in a manner consistent with the principles of environmental, social and governance (ESG) investing.

GROWTH OF \$10,000 INVESTMENT



ANNUAL COMPOUND RETURNS



CALENDAR YEAR RETURNS

Not Available

ASSET ALLOCATION (%)

BSF Systematic Asia Pacific Eq Abs Ret A2 USD	93.90
Cash and Cash Equivalents	6.10

(TARGET FUND) TOP 10 HOLDINGS (%)

United States of America (Government) 0% 05-MAR-2024	4.25
Sekisui House Ltd CFD	2.88
Collateralized Commercial Paper Flex Co LLC 5.61% 18-NOV-2024	2.83
Canadian Imperial Bank of Commerce 0% 01-MAR-2024	2.83
Barclays Bank PLC (New York Branch) 0% 01-MAR-2024	2.55
Chariot Funding LLC 0% 29-APR-2024	2.53
USD Cash	2.39
Norinchukin Bank (New York Branch) 5.72% 24-APR-2024	2.27
Aquitaine Funding Company LLC 0% 04-MAR-2024	2.26
Mainbeach Funding DAC 0% 05-MAR-2024	1.98



Asset Management

FUND DETAILS

Asset Type	Alternatives
Lipper Classification	Absolute Return Other
Inception Date	2024-01-08
Feeder Fund Base Currency	US Dollar
Total Net Asset Value Base Currency (All Share Classes)	\$26,837,385.14
Share Class Currency	Australian Dollar
Share Class Size	\$ 900,352.59
Target Fund Base Currency	US Dollar
Target Fund Total Net Asset Value Base Currency (All Share Classes)	\$163,325,338.41
NAV (All data as at 2024-07-31)	\$0.54
Net Expense Ratio	N/A
Minimum Initial Investment	\$1,000.00
ISIN	MYU0100A7802
Bloomberg Ticker	MAMAPA MK

LIPPER LEADERS (OVERALL)*

Not Available

FUND MANAGEMENT

Fund Management Company	
Name	Maybank Asset Management Sdn Bhd
Address	Level 12, Tower C, Dataran Maybank 1 Jalan Maarof KUALA LUMPUR 59000
Telephone	+603-22977888
Website	https://www.maybank-am.com.my/
Advisor Information	
Investment Advisor	N/A
External Investment Manager	N/A

DISCLAIMER: This document contains key information you should know about MAMG Systematic Asia Pacific Equity Abs Rtn AUD H. You can find more details in the fund's prospectus/information memorandum on our website <https://www.maybank-am.com.my>. Before you invest in any fund, consider how the fund would work with your other investments and your tolerance for risk.

MAMG SYSTEMATIC ASIA PACIFIC EQUITY ABS RTN AUD H

All data as at 2024-07-31



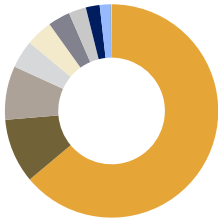
Maybank

Asset Management

(TARGET FUND) SECTOR BREAKDOWN (%)



(TARGET FUND) GEOGRAPHIC BREAKDOWN (%)



INCOME DISTRIBUTION HISTORY

Date	Gross (sen)	Yield (%)	Total yield (%)
N/A			

United States	64.01
Canada	9.78
Australia	8.16
Ireland	4.25
Unidentified*	4.06
Norway	3.36
United Kingdom	2.65
Sweden	2.10
France	1.70
Other	-0.09

* Securities are categorized under the "Unidentified" bucket when their country of incorporation or domicile is not clearly available.

MAMG SYSTEMATIC ASIA PACIFIC EQUITY ABS RTN AUD H

All data as at 2024-07-31



Asset Management

Disclosures

The yield of the distributions are calculated based on the total dividend payout/ex-distribution NAV.

The term "Maybank AM" used herein refers to Maybank Asset Management. This Fund Fact Sheet ("FFS") is for informational purpose only. You should seek your own financial advice from a licensed adviser before investing in this Fund. Maybank AM does not make any representations or warranties of any kind express or implied, about the completeness, accuracy, reliability, suitability or availability with respect to the information contained herein.

Investors are advised to read and understand the contents of the Prospectus/Information Memorandum and the Fund's Product Highlights Sheets ("PHS") before investing. The Prospectus/Information Memorandum and PHS are available at our nearest representative offices and investors have the right to request for a copy of the Prospectus/Information Memorandum and PHS. The Prospectus/Information Memorandum has been registered with the Securities Commission Malaysia who takes no responsibility for its contents.

You should be aware that investments in unit trust funds carry risks. An outline of the risks are contained in the Prospectus/Information Memorandum. Unit prices and income distribution, if any, may rise or fall. Past performance of a fund is not an indicative of future performance. Please consider the fees and charges involved before investing. Units will be issued upon receipt of completed application form accompanying the Prospectus/Information Memorandum and subject to terms and conditions therein.

In no event shall Maybank AM be liable for any loss or damages howsoever arising whether in contract, tort, negligence, strict liability or any other basis, including without limitation, direct or indirect, special, incidental, consequential or punitive damages arising i) from incompleteness, inaccuracy, unreliability, unsuitability or unavailability with respect to this FFS and/or reliance thereon; or ii) from reproduction or use of the information/copyright/trademark contained in the FFS.

SC's approval or authorisation, or the registration, lodgement or submission of the Prospectus/Information Memorandum does not amount to nor indicate that the SC has recommended or endorsed the Fund or the Fund Fact Sheet.

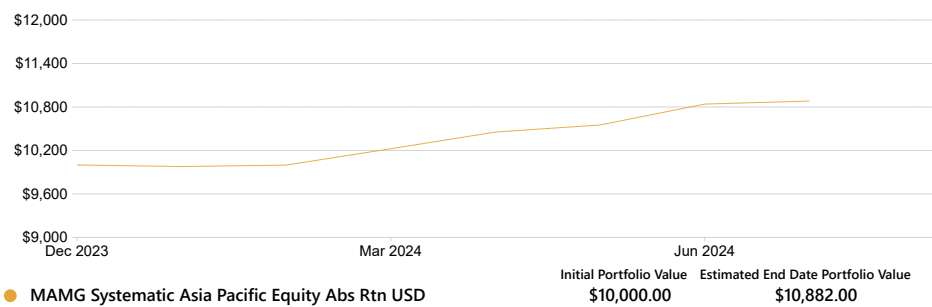
MAMG SYSTEMATIC ASIA PACIFIC EQUITY ABS RTN USD

All data as at 2024-07-31
Asset Codes: MYU0100A7786

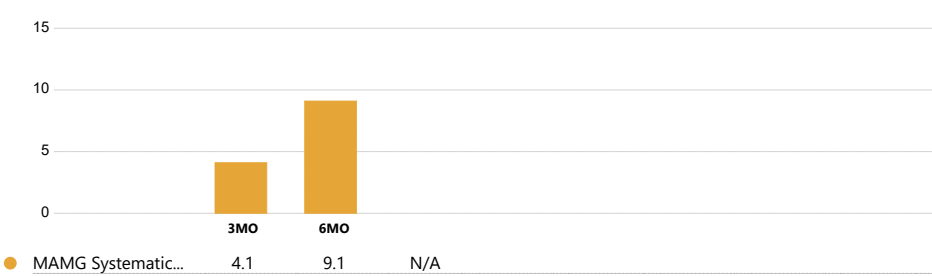
INVESTMENT OBJECTIVE AND STRATEGY

The Fund seeks to provide capital growth by investing in the Target Fund. The Fund seeks to achieve its investment objective by investing a minimum of 90% of its NAV into the BSF BlackRock Systematic Asia Pacific Equity Absolute Return Fund Class A2 USD (the Target Fund). The Target Fund seeks to achieve a positive absolute return for investors regardless of market movements through a combination of capital growth and income on your investment regardless of market conditions in a manner consistent with the principles of environmental, social and governance (ESG) investing.

GROWTH OF \$10,000 INVESTMENT



ANNUAL COMPOUND RETURNS



CALENDAR YEAR RETURNS

Not Available

ASSET ALLOCATION (%)

BSF Systematic Asia Pacific Eq Abs Ret A2 USD	93.90
Cash and Cash Equivalents	6.10

(TARGET FUND) TOP 10 HOLDINGS (%)

United States of America (Government) 0% 05-MAR-2024	4.25
Sekisui House Ltd CFD	2.88
Collateralized Commercial Paper Flex Co LLC 5.61% 18-NOV-2024	2.83
Canadian Imperial Bank of Commerce 0% 01-MAR-2024	2.83
Barclays Bank PLC (New York Branch) 0% 01-MAR-2024	2.55
Chariot Funding LLC 0% 29-APR-2024	2.53
USD Cash	2.39
Norinchukin Bank (New York Branch) 5.72% 24-APR-2024	2.27
Aquitaine Funding Company LLC 0% 04-MAR-2024	2.26
Mainbeach Funding DAC 0% 05-MAR-2024	1.98



Asset Management

FUND DETAILS

Asset Type	Alternatives
Lipper Classification	Absolute Return Other
Inception Date	2024-01-08
Feeder Fund Base Currency	US Dollar
Total Net Asset Value Base Currency (All Share Classes)	\$26,837,385.14
Share Class Currency	US Dollar
Share Class Size	\$1,672,571.01
Target Fund Base Currency	US Dollar
Target Fund Total Net Asset Value Base Currency (All Share Classes)	\$163,325,338.41
NAV (All data as at 2024-07-31)	\$0.54
Net Expense Ratio	N/A
Minimum Initial Investment	\$1,000.00
ISIN	MYU0100A7786
Bloomberg Ticker	MAMSAPU MK

LIPPER LEADERS (OVERALL)*

Not Available

FUND MANAGEMENT

Fund Management Company	
Name	Maybank Asset Management Sdn Bhd
Address	Level 12, Tower C, Dataran Maybank 1 Jalan Maarof KUALA LUMPUR 59000
Telephone	+603-22977888
Website	https://www.maybank-am.com.my/
Advisor Information	
Investment Advisor	N/A
External Investment Manager	N/A

DISCLAIMER: This document contains key information you should know about MAMG Systematic Asia Pacific Equity Abs Rtn USD. You can find more details in the fund's prospectus/information memorandum on our website <https://www.maybank-am.com.my>. Before you invest in any fund, consider how the fund would work with your other investments and your tolerance for risk.


MAMG SYSTEMATIC ASIA PACIFIC EQUITY ABS RTN USD

All data as at 2024-07-31

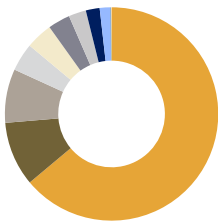


Asset Management

(TARGET FUND) SECTOR BREAKDOWN (%)



(TARGET FUND) GEOGRAPHIC BREAKDOWN (%)



United States	64.01
Canada	9.78
Australia	8.16
Ireland	4.25
Unidentified*	4.06
Norway	3.36
United Kingdom	2.65
Sweden	2.10
France	1.70
Other	-0.09

* Securities are categorized under the "Unidentified" bucket when their country of incorporation or domicile is not clearly available.

INCOME DISTRIBUTION HISTORY

Date	Gross (sen)	Yield (%)	Total yield (%)
N/A			

Disclosures

The yield of the distributions are calculated based on the total dividend payout/ex-distribution NAV.

The term "Maybank AM" used herein refers to Maybank Asset Management. This Fund Fact Sheet ("FFS") is for informational purpose only. You should seek your own financial advice from a licensed adviser before investing in this Fund. Maybank AM does not make any representations or warranties of any kind express or implied, about the completeness, accuracy, reliability, suitability or availability with respect to the information contained herein.

Investors are advised to read and understand the contents of the Prospectus/Information Memorandum and the Fund's Product Highlights Sheets ("PHS") before investing. The Prospectus/Information Memorandum and PHS are available at our nearest representative offices and investors have the right to request for a copy of the Prospectus/Information Memorandum and PHS. The Prospectus/Information Memorandum has been registered with the Securities Commission Malaysia who takes no responsibility for its contents.

You should be aware that investments in unit trust funds carry risks. An outline of the risks are contained in the Prospectus/Information Memorandum. Unit prices and income distribution, if any, may rise or fall. Past performance of a fund is not an indicative of future performance. Please consider the fees and charges involved before investing. Units will be issued upon receipt of completed application form accompanying the Prospectus/Information Memorandum and subject to terms and conditions therein.

In no event shall Maybank AM be liable for any loss or damages howsoever arising whether in contract, tort, negligence, strict liability or any other basis, including without limitation, direct or indirect, special, incidental, consequential or punitive damages arising i) from incompleteness, inaccuracy, unreliability, unsuitability or unavailability with respect to this FFS and/or reliance thereon; or ii) from reproduction or use of the information/copyright/trademark contained in the FFS.

SC's approval or authorisation, or the registration, lodgement or submission of the Prospectus/Information Memorandum does not amount to nor indicate that the SC has recommended or endorsed the Fund or the Fund Fact Sheet.