

MAYBANK GLOBAL STRATEGIC GROWTH-I MYR INST

All data as at 2024-12-31
Asset Codes: MYU0100A8628

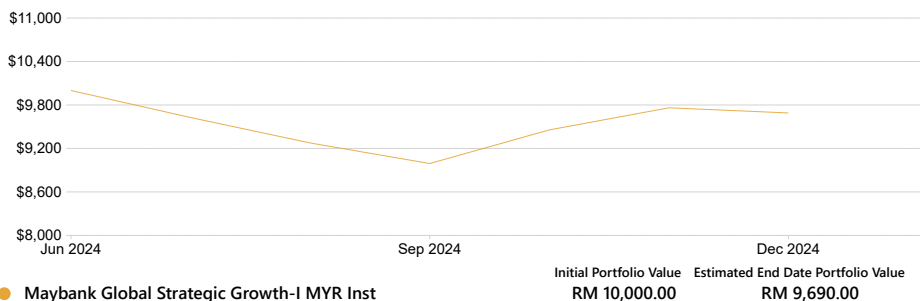


Asset Management


INVESTMENT OBJECTIVE AND STRATEGY

The Fund seeks to achieve capital growth over the long term by investing primarily in a portfolio of global Shariah compliant equities. The Fund seeks to achieve its investment objective by investing a minimum of 75% of its NAV in a diversified portfolio of Shariah-compliant equities and Shariah-compliant equity-related securities globally with good growth potential. Up to 25% of its NAV will be invested in Islamic liquid assets comprise of Islamic deposits with financial institutions and Islamic money market instruments.

GROWTH OF \$10,000 INVESTMENT



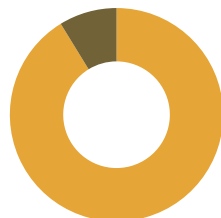
ANNUAL COMPOUND RETURNS



CALENDAR YEAR RETURNS

Not Available

ASSET ALLOCATION (%)



TOP 10 HOLDINGS (%)

Cash and Cash Equivalents	8.76
Microsoft Corp ORD	6.73
NVIDIA Corp ORD	6.25
Alphabet Inc Class A ORD	5.70
Amazon.com Inc ORD	5.11
Apple Inc ORD	4.92
Meta Platforms Inc ORD	4.68
Home Depot Inc ORD	2.49
Walmart Inc ORD	2.27
Tesla Inc ORD	2.21

FUND DETAILS

Asset Type	Equity
Lipper Classification	Equity Global
Inception Date	2024-07-10
Fund Base Currency	Malaysian Ringgit
Total Net Asset Value Base Currency (All Share Classes)	RM 9,791,120.66
Share Class Currency	Malaysian Ringgit
Share Class Size	RM 8,721,651.78
NAV (All data as at 2024-12-31)	RM 0.97
Net Expense Ratio	N/A
Minimum Initial Investment	RM 250,000.00
ISIN	MYU0100A8628
Bloomberg Ticker	MBGWIMI MK

LIPPER LEADERS (OVERALL)*

Not Available

FUND MANAGEMENT

Fund Management Company	
Name	Maybank Asset Management Sdn Bhd
Address	Level 12, Tower C, Dataran Maybank 1 Jalan Maarof KUALA LUMPUR 59000
Telephone	+603-22977888
Website	https://www.maybank-am.com.my/
Advisor Information	
Investment Advisor	N/A
External Investment Manager	N/A

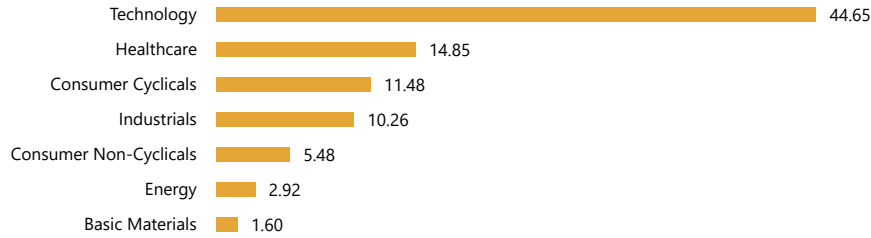
MAYBANK GLOBAL STRATEGIC GROWTH-I MYR INST

All data as at 2024-12-31



Asset Management

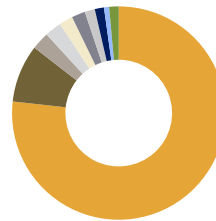
SECTOR BREAKDOWN (%)



INCOME DISTRIBUTION HISTORY

Date	Gross (sen)	Yield (%)	Total yield (%)
N/A			

GEOGRAPHIC BREAKDOWN (%)



United States	76.73
Unidentified*	8.76
Ireland	2.68
France	2.54
Netherlands	2.08
United Kingdom	2.05
Denmark	1.54
Switzerland	1.39
Australia	0.78
Other	1.44

* Securities are categorized under the "Unidentified" bucket when their country of incorporation or domicile is not clearly available.

Disclosures

The yield of the distributions are calculated based on the total dividend payout/ex-distribution NAV.

The term "Maybank AM" used herein refers to Maybank Asset Management. This Fund Fact Sheet ("FFS") is for informational purpose only. You should seek your own financial advice from a licensed adviser before investing in this Fund. Maybank AM does not make any representations or warranties of any kind express or implied, about the completeness, accuracy, reliability, suitability or availability with respect to the information contained herein.

Investors are advised to read and understand the contents of the Prospectus/Information Memorandum and the Fund's Product Highlights Sheets ("PHS") before investing. The Prospectus/Information Memorandum and PHS are available at our nearest representative offices and investors have the right to request for a copy of the Prospectus/Information Memorandum and PHS. The Prospectus/Information Memorandum has been registered with the Securities Commission Malaysia who takes no responsibility for its contents.

You should be aware that investments in unit trust funds carry risks. An outline of the risks are contained in the Prospectus/Information Memorandum. Unit prices and income distribution, if any, may rise or fall. Past performance of a fund is not an indicative of future performance. Please consider the fees and charges involved before investing. Units will be issued upon receipt of completed application form accompanying the Prospectus/Information Memorandum and subject to terms and conditions therein.

In no event shall Maybank AM be liable for any loss or damages howsoever arising whether in contract, tort, negligence, strict liability or any other basis, including without limitation, direct or indirect, special, incidental, consequential or punitive damages arising i) from incompleteness, inaccuracy, unreliability, unsuitability or unavailability with respect to this FFS and/or reliance thereon; or ii) from reproduction or use of the information/copyright/trademark contained in the FFS.

SC's approval or authorisation, or the registration, lodgement or submission of the Prospectus/Information Memorandum does not amount to nor indicate that the SC has recommended or endorsed the Fund or the Fund Fact Sheet.