

# MAMG CHINA EVOLUTION EQUITY AUD H

All data as at 2024-12-31

Asset Codes: MYU0100A2779

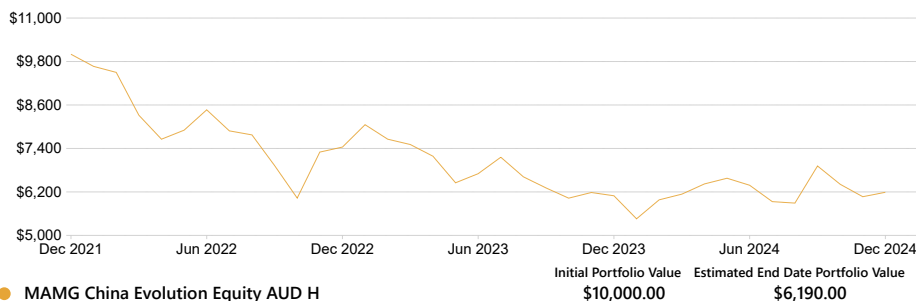


## Asset Management

### INVESTMENT OBJECTIVE AND STRATEGY

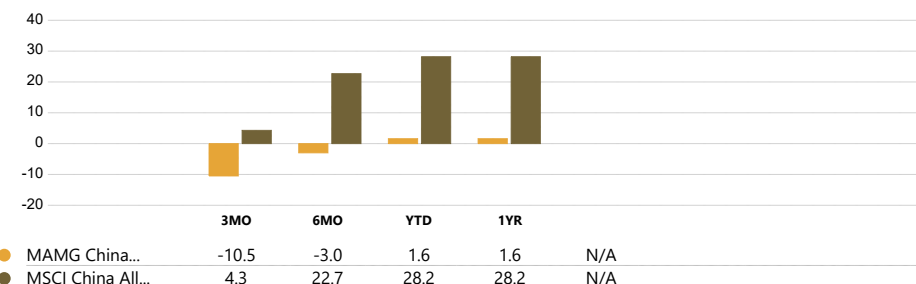
The Fund aims to maximise investment returns by investing in the Target Fund. The Fund seeks to achieve its investment objective by investing a minimum of 90% of its NAV into Class S of T. Rowe Price Funds SICAV - China Evolution Equity Fund (Target fund). The Target Fund aims to increase the value of its shares, over the long term, through growth in the value of its investments. The Target Fund is actively managed and invests mainly in a diversified portfolio of shares of Chinese companies and may have significant exposure to smaller capitalisation companies.

### GROWTH OF \$10,000 INVESTMENT

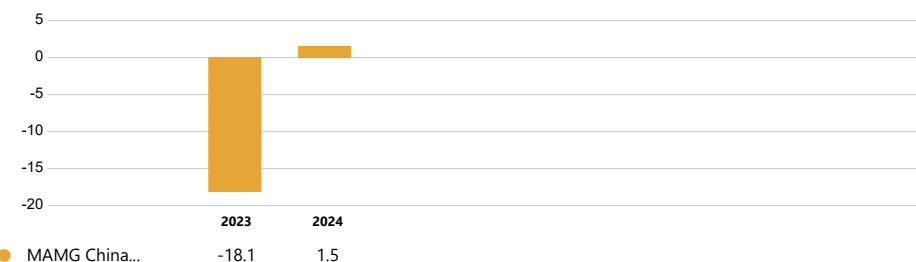


● MAMG China Evolution Equity AUD H

### ANNUAL COMPOUND RETURNS



### CALENDAR YEAR RETURNS



### ASSET ALLOCATION (%)

|  |       |
|--|-------|
| T. Rowe Price China Evolution Equity S USD | 94.63 |
| Cash and Cash Equivalents                  | 5.37  |

### (TARGET FUND) TOP 10 HOLDINGS (%)

|   |      |
|---|------|
| China Resources Mixc Lifestyle Services Ltd ORD | 4.69 |
| Crcr Corp Ltd ORD                               | 3.17 |
| China Tower Corp Ltd ORD                        | 2.72 |
| Yankershop Food Co Ltd ORD                      | 2.71 |
| Hongfa Technology Co Ltd ORD                    | 2.71 |
| China Resources Gas Group Ltd ORD               | 2.66 |
| Accton Technology Corp ORD                      | 2.49 |
| ZTO Express (Cayman) Inc ORD                    | 2.45 |
| TENCENT MUSC ENT ADR REP 2 CL A ORD             | 2.36 |
| Xiamen Faratronic Co Ltd ORD                    | 2.31 |

### FUND DETAILS

|   |                              |
|---|------------------------------|
| Asset Type  | Equity                       |
| Lipper Classification   | Equity China Small & Mid Cap |
| Inception Date  | 2022-01-03                   |
| Feeder Fund Base Currency   | US Dollar                    |
| Total Net Asset Value Base Currency (All Share Classes)             | \$12,391,416.83              |
| Share Class Currency  | Australian Dollar            |
| Share Class Size  | \$ 537,335.20                |
| Target Fund Base Currency   | US Dollar                    |
| Target Fund Total Net Asset Value Base Currency (All Share Classes) | \$218,132,462.11             |
| NAV (All data as at 2024-12-31)                                     | \$0.31                       |
| Net Expense Ratio (All data as at 2023-12-31)                       | 0.02%                        |
| Minimum Initial Investment  | \$1,000.00                   |
| ISIN  | MYU0100A2779                 |
| Bloomberg Ticker  | MACEEAH MK                   |

### LIPPER LEADERS (OVERALL)\*

Not Available

### FUND MANAGEMENT

|                             |   |
|-----------------------------|---|
| Fund Management Company     |   |
| Name                        | Maybank Asset Management Sdn Bhd  |
| Address                     | Level 12, Tower C, Dataran Maybank<br>1 Jalan Maarof<br>KUALA LUMPUR<br>59000 |
| Telephone                   | +603-22977888   |
| Website                     | <a href="https://www.maybank-am.com.my/">https://www.maybank-am.com.my/</a>   |
| Advisor Information         |   |
| Investment Advisor          | N/A   |
| External Investment Manager | N/A   |

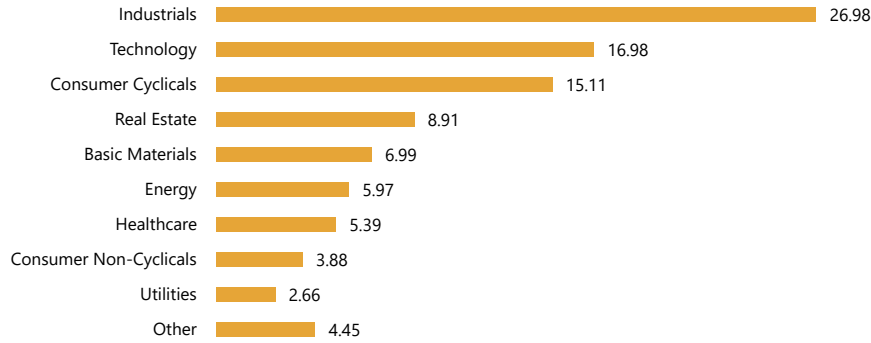
# MAMG CHINA EVOLUTION EQUITY AUD H

All data as at 2024-12-31

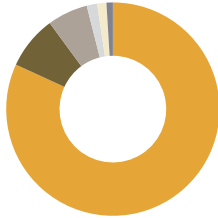


Asset Management

## (TARGET FUND) SECTOR BREAKDOWN (%)



## (TARGET FUND) GEOGRAPHIC BREAKDOWN (%)



|               |       |
|---------------|-------|
| China         | 81.86 |
| Hong Kong     | 8.07  |
| Unidentified* | 6.13  |
| Singapore     | 1.58  |
| United States | 1.40  |
| Taiwan        | 0.97  |

\* Securities are categorized under the "Unidentified" bucket when their country of incorporation or domicile is not clearly available.

## INCOME DISTRIBUTION HISTORY

| Date | Gross (sen) | Yield (%) | Total yield (%) |
|------|-------------|-----------|-----------------|
| N/A  |             |           |                 |

## Disclosures

The yield of the distributions are calculated based on the total dividend payout/ex-distribution NAV.

The term "Maybank AM" used herein refers to Maybank Asset Management. This Fund Fact Sheet ("FFS") is for informational purpose only. You should seek your own financial advice from a licensed adviser before investing in this Fund. Maybank AM does not make any representations or warranties of any kind express or implied, about the completeness, accuracy, reliability, suitability or availability with respect to the information contained herein.

Investors are advised to read and understand the contents of the Prospectus/Information Memorandum and the Fund's Product Highlights Sheets ("PHS") before investing. The Prospectus/Information Memorandum and PHS are available at our nearest representative offices and investors have the right to request for a copy of the Prospectus/Information Memorandum and PHS. The Prospectus/Information Memorandum has been registered with the Securities Commission Malaysia who takes no responsibility for its contents.

You should be aware that investments in unit trust funds carry risks. An outline of the risks are contained in the Prospectus/Information Memorandum. Unit prices and income distribution, if any, may rise or fall. Past performance of a fund is not an indicative of future performance. Please consider the fees and charges involved before investing. Units will be issued upon receipt of completed application form accompanying the Prospectus/Information Memorandum and subject to terms and conditions therein.

In no event shall Maybank AM be liable for any loss or damages howsoever arising whether in contract, tort, negligence, strict liability or any other basis, including without limitation, direct or indirect, special, incidental, consequential or punitive damages arising i) from incompleteness, inaccuracy, unreliability, unsuitability or unavailability with respect to this FFS and/or reliance thereon; or ii) from reproduction or use of the information/copyright/trademark contained in the FFS.

SC's approval or authorisation, or the registration, lodgement or submission of the Prospectus/Information Memorandum does not amount to nor indicate that the SC has recommended or endorsed the Fund or the Fund Fact Sheet.